


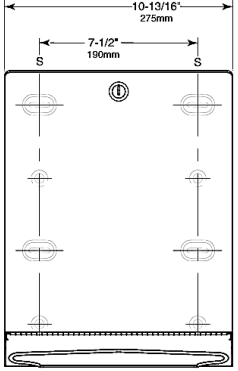
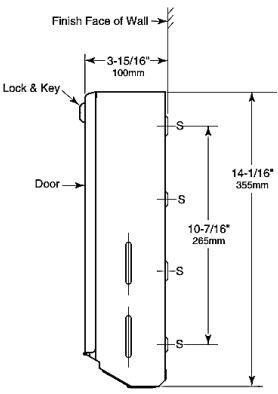


Ka Shing Enterprise (H.K.) Ltd.

ROOM 1706 NEW TERRITORIES TSUEN WAN HO LIK CENTRE, 66A SHA TSUI ROAD
 Tel:26280661 Fax: 24902700
 Email: project@kashingehk.com
 Website: www.kashingehk.com

PROJECT		REF		REV	ITEM CODE	
LOCATION		DATE			PAGE	

SANITARY WARE SPECIFICATION SHEET

<p>Item Descriptions</p> <p>Model</p> <p>Dimensions</p> <p>Material</p> <p>Manufacturer</p> <p>Source</p> <p>Contact Tel/Fax</p> <p>E-mail</p> <p>Website</p>	<p>Bobrick (USA) "Classic Series" Surface mounted paper towel dispenser</p> <p>B-262</p> <p>275 x 355 x 100mm</p> <p>Heavy-gauge Stainless Steel</p> <p>Bobrick Washroom Equipment Inc. (USA)</p> <p>Ka Shing Enterprises (H.K.) Limited Mr. Ivan Lau / Mr. Gilman Yuen (852) 2628-0661 / (852) 2490-2700 project@kashingehk.com www.kashingehk.com</p>	<p style="text-align: center;">Illustration/ Drawing</p>   
<p>MATERIALS: Cabinet — 18-8, type-304, 22-gauge (0.8mm) stainless steel. All-welded construction. Exposed surfaces have satin finish. Towel tray has hemmed opening to dispense paper towels without tearing. Door — 18-8, type-304, 22-gauge (0.8mm) stainless steel with satin finish. Secured to cabinet with a full length stainless steel piano-hinge. Equipped with a tumbler lock keyed like other Bobrick washroom accessories. Optional: Order Bobrick Part No. 262-130 TowelMate® available as an optional accessory. TowelMate accessory allows for paper towels to dispense one at a time without bulging, sagging or falling through the towel tray opening. TowelMate fits Gamco and most manufacturers' similar models.</p> <p>OPERATION: Unit dispenses C-fold and multifold paper towels 3-1/8" to 3-13/16" (79-97mm) deep. Slots in sides of cabinet indicate refill time. Capacity: 400 C-fold or 525 multifold paper towels. To dispense narrower towels 2-1/2" to 3-1/8" (64-79mm) deep, order optional TowelMate accessory Bobrick Part No. 262-130.</p> <p>INSTALLATION: Mount unit on wall with four #10 x 1-1/4" (4.8 x 32mm) sheet-metal screws (not furnished) at four of the eight mounting holes indicated by an S (top slots and bottom holes preferable). For plaster or dry wall construction, provide concealed backing to comply with local building codes, then secure with sheet-metal screws. For other wall surfaces, provide fiber plugs or expansion shields for use with sheet-metal screws, or provide 1/8" (3mm) toggle bolts or expansion bolts.</p> <p>SPECIFICATION: Surface-mounted paper towel dispenser shall be type-304 stainless steel with all-welded construction; exposed surfaces shall have satin finish. Door shall be secured to cabinet with a full-length stainless steel piano-hinge and equipped with a tumbler lock keyed like other Bobrick washroom accessories. Paper towel tray shall have hemmed opening to dispense paper towels without tearing. Unit shall be capable of dispensing 400 C-fold or 525 multifold paper towels measuring 3-1/8" to 3-13/16" (79 to 97mm) deep. Narrower paper towels 2-1/2" to 3-1/8" (65 to 79mm) deep may be efficiently dispensed with the use of an optional TowelMate accessory, Bobrick Part No. 262-130. TowelMate accessory allows for paper towels to dispense one at a time without bulging, sagging or falling through the towel tray opening.</p>		

Note:

* All information of the above is for the reference only. No prior notice is made if any changes.