
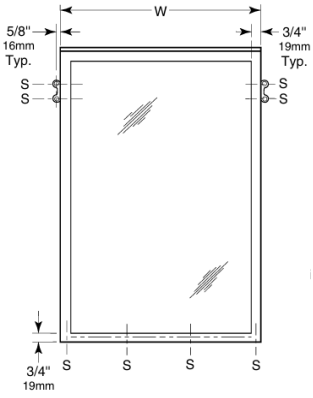
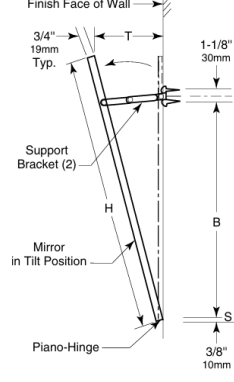




PROJECT		REF		REV	ITEM CODE	
LOCATION		DATE			PAGE	

## SANITARY WARE SPECIFICATION SHEET

<p><b>Item Descriptions</b></p> <p><b>Model</b></p> <p><b>Dimensions</b></p> <p><b>Material</b></p> <p><b>Manufacturer</b></p> <p><b>Source</b></p> <p><b>Contact Tel/Fax</b></p> <p><b>E-mail</b></p> <p><b>Website</b></p>	<p>Bobrick (USA) Mirror with stainless steel angle frame</p> <p>B-294-1830</p> <p>L198 x W440 x H765mm</p> <p>Glass</p> <p>Bobrick Washroom Equipment Inc. (USA)</p> <p>Ka Shing Enterprises (H.K.) Limited Mr. Ivan Lau / Mr. GilmanYuen</p> <p>(852) 2628-0661 / (852) 2490-2700 project@kashingehk.com www.kashingehk.com</p>	<p style="text-align: center;"><b>Illustration/ Drawing</b></p> <div style="text-align: center;">  </div> <table border="1" style="width: 100%; text-align: center; font-size: small;"> <thead> <tr> <th colspan="4">STANDARD STOCK SIZES</th> </tr> <tr> <th>MODEL NO.</th> <th colspan="2">OVERALL SIZE</th> <th>TILT DIMENSION FROM WALL</th> </tr> <tr> <th></th> <th>W</th> <th>H</th> <th>T</th> </tr> </thead> <tbody> <tr> <td>B-294 1830</td> <td>18" (46cm)</td> <td>30" (76cm)</td> <td>8-11/16" (22cm)</td> </tr> </tbody> </table> <div style="text-align: center;">  </div> <div style="text-align: center;">  </div>	STANDARD STOCK SIZES				MODEL NO.	OVERALL SIZE		TILT DIMENSION FROM WALL		W	H	T	B-294 1830	18" (46cm)	30" (76cm)	8-11/16" (22cm)
STANDARD STOCK SIZES																		
MODEL NO.	OVERALL SIZE		TILT DIMENSION FROM WALL															
	W	H	T															
B-294 1830	18" (46cm)	30" (76cm)	8-11/16" (22cm)															
<p>Frame — 18-8, type 304, heavy-gauge stainless steel, 3/4" x 3/4" (19 x 19mm) angle with satin finish. One-piece, roll-formed construction forms continuous integral stiffener on all sides. Bevel design on front holds frame tightly against mirror. Corners are welded, ground, and polished smooth. Galvanized steel back is fastened to frame with concealed screws. Full-width stainless steel piano-hinge is welded to bottom of frame.</p> <p>Designer's Note: Type 304 stainless steel provides superior corrosion resistance, compared to 400 Series stainless steel, against environmental moisture, hose-down maintenance and strong cleaning solutions.</p> <p>Mirror — No. 1 quality, 1/4" (6mm) select float glass, selected for silvering; electrolytically copper-plated by the galvanic process, guaranteed for 15 years against silver spoilage. All edges are polished and protected by plastic filler strips; back is protected by full-size, shock-absorbing, water-resistant, nonabrasive, 3/16" (5mm) thick polyethylene padding.</p> <p>Support Bracket (2) — Heavy-gauge plated steel. Self-locking folding operation. Securely riveted to frame.</p> <p>operation: Self-locking operation of folding brackets holds mirror flush to wall. Mirror can easily be tilted forward and secured to provide full visibility for wheelchair patients in hospitals and nursing homes.</p> <p>installation: Mount vertically on wall with eight screws, (not furnished), at points indicated by an S. For plaster or dry wall construction, provide concealed backing to comply with local building codes, then secure unit with screws (not furnished). For other wall surfaces, provide fiber plugs or expansion shields for use with screws (not furnished), or provide 1/8" (3mm) toggle bolts or expansion bolts.</p> <p>specification: Tilting mirror shall have a one-piece type 304 stainless steel angle frame, 3/4" x 3/4" (19 x 19mm) with continuous integral stiffener on all sides and beveled front to hold frame tightly against mirror; corners shall be welded, ground, and polished smooth; all exposed surfaces shall have satin finish with vertical grain. Frame shall be equipped with full-width stainless steel piano-hinge welded to bottom and two heavy-gauge plated-steel folding support brackets that lock mirror in upright or forward tilt position. Select float glass mirror shall be guaranteed for 15 years against silver spoilage. All edges shall be protected by plastic filler strips. Back shall be protected by full-size, shock-absorbing, water-resistant, nonabrasive, 3/16" (5mm) thick polyethylene padding. Galvanized steel back shall be secured to frame with concealed screws.</p>																		

**Note:**

*\* All information of the above is for the reference only. No prior notice is made if any changes.*