
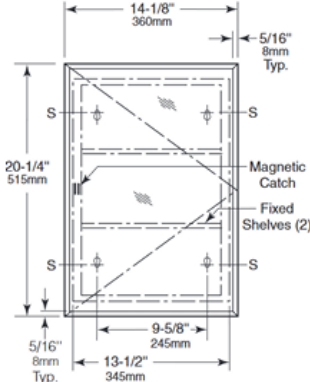
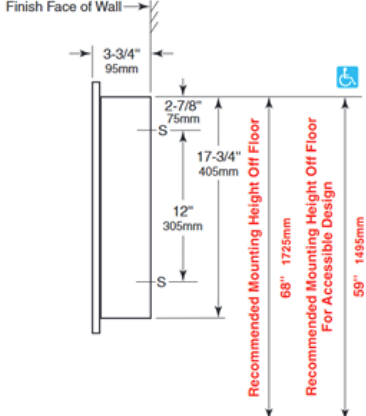




PROJECT		REF		REV	ITEM CODE	
LOCATION		DATE			PAGE	

## SANITARY WARE SPECIFICATION SHEET

<p><b>Item Descriptions</b></p> <p><b>Model</b></p> <p><b>Dimensions</b></p> <p><b>Material</b></p> <p><b>Manufacturer</b></p> <p><b>Source</b></p> <p><b>Contact Tel/Fax</b></p> <p><b>E-mail</b></p> <p><b>Website</b></p>	<p>Bobrick (USA) Surface mounted medicine cabinet</p> <p>B-297</p> <p>L95 x W360 x H515mm</p> <p>Glass</p> <p>Bobrick Washroom Equipment Inc. (USA)</p> <p>Ka Shing Enterprises (H.K) Limited Mr. Ivan Lau / Mr. GilmanYuen</p> <p>(852) 2628-0661 / (852) 2490-2700</p> <p>project@kashingehk.com</p> <p>www.kashingehk.com</p>	<p style="text-align: center;"><b>Illustration/ Drawing</b></p>   
<p><b>MATERIALS:</b></p> <p>Cabinet — Heavy-gauge steel with white powder-coated finish. All-welded construction.</p> <p>Door — Heavy-gauge steel with stainless steel channel frame. Secured to cabinet with an enameled steel piano-hinge and equipped with a magnetic catch.</p> <p>Mirror — No. 1 quality, 1/8" (3mm) select float glass, electrolytically copper-plated by the galvanic process, and guaranteed for 15 years against silver spoilage. Back is protected by full-size, shock absorbing padding.</p> <p>Fixed Shelves (2) — Heavy-gauge steel with white powder-coated finish. Roll-formed edges. Welded to cabinet.</p>		
<p><b>INSTALLATION:</b></p> <p>Cabinet may be inverted for right- or left-hand door swing. Mount the cabinet on wall with four sheet-metal screws, furnished by manufacturer, at all points indicated by an S. For plaster or dry y wall construction, provide concealed backing to comply with local building codes, then secure unit with sheet-metal screws furnished. For other wall construction, provide fiber plugs or expansion shields for use with sheet-metal screws furnished, or provide 1/8" (3mm) expansion bolts. If unit projects above top of wainscot, provide aluminum channel or other filler to eliminate gap between cabinet and finish face of wall.</p>		
<p><b>SPECIFICATION:</b></p> <p>Surface-mounted medicine cabinet shall be heavy-gauge steel with all-welded construction. Cabinet and shelves shall have white powder-coated finish. Door shall have stainless steel channel frame, be secured to cabinet with an enameled steel piano-hinge, and equipped with a magnetic catch. Mirror shall be No. 1 quality, 1/8" (3mm) select float glass, electrolytically copper-plated. No. 1 quality, 1/8" (3mm) thick select float glass mirror shall be guaranteed against silver spoilage for 15 years and shall be mounted in door. Shelves shall be welded to cabinet and have roll-formed edges. Unit shall be invertible for right- or left-hand door swing.</p>		

**Note:**

\* All information of the above is for the reference only. No prior notice is made if any changes.