
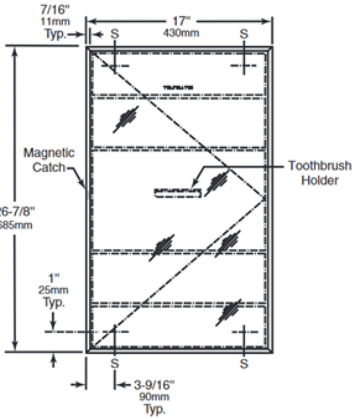
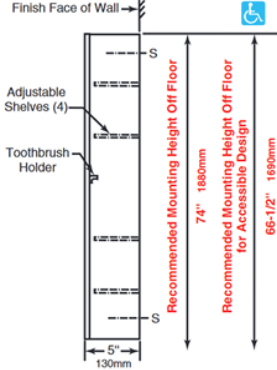




PROJECT		REF		REV	ITEM CODE	
LOCATION		DATE			PAGE	

## SANITARY WARE SPECIFICATION SHEET

<p><b>Item Descriptions</b></p>	<p>Bobrick (USA) Surface mounted medicine cabinet</p>	<p style="text-align: center;"><b>Illustration/ Drawing</b></p> <div style="text-align: center;">  </div>
<p><b>Model</b></p>	<p>B-299</p>	<div style="text-align: center;">  </div>
<p><b>Dimensions</b></p>	<p>L430 x W130 x H685mm</p>	
<p><b>Material</b></p>	<p>Glass</p>	
<p><b>Manufacturer</b></p>	<p>Bobrick Washroom Equipment Inc. (USA)</p>	
<p><b>Source</b></p>	<p>Ka Shing Enterprises (H.K) Limited          Mr. Ivan Lau / Mr. Gilman Yuen</p>	
<p><b>Contact Tel/Fax</b></p>	<p>(852) 2628-0661 / (852) 2490-2700</p>	
<p><b>E-mail</b></p>	<p>project@kashingehk.com</p>	
<p><b>Website</b></p>	<p>www.kashingehk.com</p>	<div style="text-align: center;">  </div>
<p><b>MATERIALS:</b>          Cabinet — 18-8, type-304, 22-gauge (0.8mm) stainless steel. All-welded construction.          Door — 18-8, type-304 stainless steel with satin finish. Secured to cabinet with a full-length stainless steel piano-hinge. Equipped with a magnetic catch and stainless steel cable door-swing limiter. Toothbrush holder on back of door.          Mirror — No. 1 quality, 1/4" (6mm) thick, select float glass: selected for silvering, electrolytically copper-plated by the galvanic process, and guaranteed for 15 years against silver spoilage. Back is protected by full-size, shock-absorbing padding.          Interior Shelves (4) — 18-8, type-304, 22-gauge (0.8mm) stainless steel with satin finish; roll formed edges.</p> <p><b>OPERATION:</b>          Door is retained by means of a magnetic catch. The four shelves are adjustable. Toothbrush holder is located on the back of door and accommodates four toothbrushes. Cable door-swing limiter prevents damage to washroom accessories and walls.</p> <p><b>INSTALLATION:</b>          Cabinet may be inverted for right- or left-hand door swing. Mount unit on wall with four #8 x 1 1/4" (4.2 x 32mm) sheet-metal screws (not furnished) at points indicated by an S. For plaster or dry wall construction, provide concealed backing to comply with local building codes, then secure unit with sheet-metal screws. For other wall surfaces, provide fiber plugs or expansion shields for use with sheet-metal screws, or provide 1/8" (3mm) toggle bolts or expansion bolts.</p> <p><b>SPECIFICATION:</b>          Surface-mounted medicine cabinet shall be type-304 stainless steel with all-welded construction; exposed surfaces shall have satin finish. No. 1 quality, 1/4" (6mm) thick select float glass mirror shall be guaranteed against silver spoilage for 15 years and shall be mounted in door. Door shall be secured to cabinet with a full-length stainless steel piano-hinge, retained by means of a magnetic catch, and equipped with a stainless steel cable door-swing limiter. Cabinet shall have four adjustable stainless steel shelves. Toothbrush holder shall accommodate four toothbrushes and be located on the back of door. Unit shall be invertible for choice of right- or left-hand door swing.</p>		

**Note:**

*\* All information of the above is for the reference only. No prior notice is made if any changes.*