
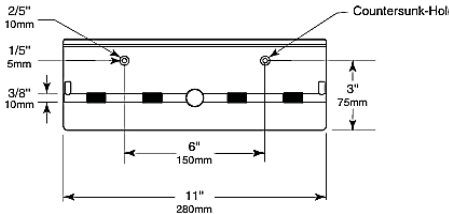
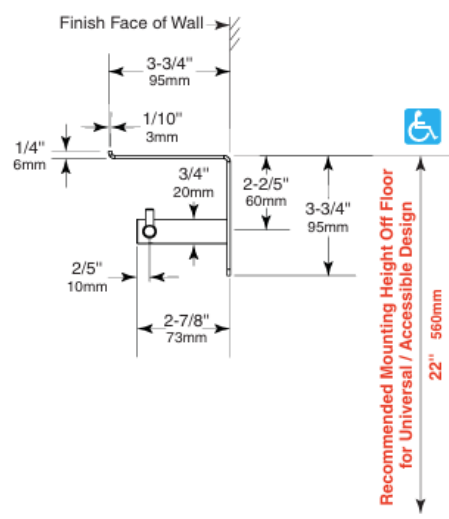




PROJECT		REF		REV	ITEM CODE	
LOCATION		DATE			PAGE	

## SANITARY WARE SPECIFICATION SHEET

<p><b>Item Descriptions</b></p> <p><b>Model</b></p> <p><b>Dimensions</b></p> <p><b>Material</b></p> <p><b>Manufacturer</b></p> <p><b>Source</b></p> <p><b>Contact Tel/Fax</b></p> <p><b>E-mail</b></p> <p><b>Website</b></p>	<p>Bobrick (USA) "TrimLineSeries™" Stainless steel recessed multi-roll toilet tissue dispenser in satin finish</p> <p>B-540 (Satin) B-540.MBLK (Black)</p> <p>W280 x L95 x H95mm</p> <p>Stainless Steel / Satin Finish</p> <p>Bobrick Washroom Equipment Inc. (USA)</p> <p>Ka Shing Enterprises (H.K.) Limited Mr. Ivan Lau / Mr. Gilman Yuen (852) 2628-0661 / (852) 2490-2700 project@kashingehk.com www.kashingehk.com</p>	<p style="text-align: center;"><b>Illustration/ Drawing</b></p> <div style="text-align: center;">  </div> <div style="text-align: center;">  </div> <div style="text-align: center;">  </div>
<p><b>MATERIALS:</b></p> <p><b>Shelf / Wall Plate</b> — 18-8, Type-304, 14-gauge (2.5mm) stainless steel with satin finish or matte black, as specified. 1/4" (6mm) upward return edge at the front.</p> <p><b>Post</b> — 18-8, Type-304, 3/4" (19mm) diameter, solid stainless steel rod. Post is securely welded to the Wall Plate.</p> <p><b>Dispenser Bar</b> — 18-8, Type-304, 3/8" (9.5mm) diameter, solid stainless steel rod. Secured to Post with a concealed set screw.</p> <p><b>Retaining Pins (2)</b> — 18-8, Type-304, 1/4" (6.4mm) diameter, solid stainless steel rod press fit and secured into Dispenser Bar.</p> <p><b>OPERATION:</b></p> <p>Unit holds two standard-core toilet tissue rolls up to 4-1/4" (110mm) diameter (500 sheets). Item complies with one-hand operation and continuous-paperflow-requirement of ADA. Designer's Note: It is recommended that one full toilet tissue roll remain wrapped or taped until the other roll has been depleted to avoid wasting the ends of both rolls.</p> <p><b>INSTALLATION:</b></p> <p>For plaster or dry wall construction, provide concealed backing to comply with local building codes, then secure unit with sheet-metal screws (not furnished). For other wall surfaces, provide fiber plugs or expansion shields for use with sheet-metal screws (not furnished), or provide 1/8" (3mm) toggle bolts or expansion bolts.</p> <p>For partitions with particle-board or other solid core, secure with sheet-metal screws (not furnished), or provide through-bolts, nuts, and washers. For hollow-core metal partitions, provide solid backing into which the sheet-metal screws (not furnished) can be secured.</p> <p><b>SPECIFICATION:</b></p> <p>Surface-mounted toilet tissue dispenser and utility shelf shall be Type-304, 14 gauge stainless steel with satin finish or matte black, as specified. Shelf shall have 1/4" (6mm) upward return front edge. Toilet Tissue Dispenser shall have 3/4" (19mm) diameter Post. Dispenser bar shall be 3/8" (9.5mm) diameter, secured to Post with a concealed set screw. Retaining pin shall be 1/4" (6.4mm) diameter and pressed into Dispenser bar. Wall Plate equipped with two screw holes for attachment. Post and Wall Plate are to be securely welded as one piece. Dispenser Bar shall hold standard-core toilet tissue rolls up to 4-1/4" (110mm) diameter (500 sheets).</p>		

**Note:**

\* All information of the above is for the reference only. No prior notice is made if any changes.