
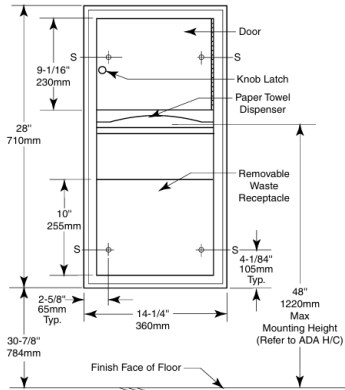
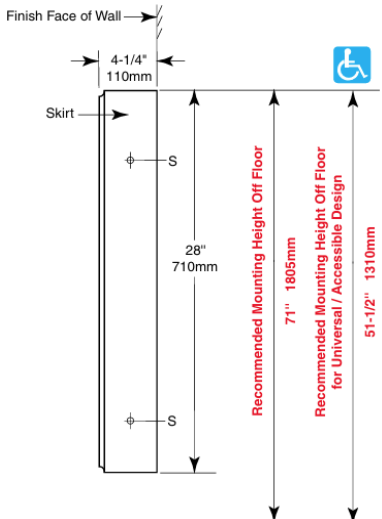




PROJECT		REF		REV	ITEM CODE	
LOCATION		DATE			PAGE	

## SANITARY WARE SPECIFICATION SHEET

<p><b>Item Descriptions</b></p> <p><b>Model</b></p> <p><b>Dimensions</b></p> <p><b>Material</b></p> <p><b>Manufacturer</b></p> <p><b>Source</b></p> <p><b>Contact Tel/Fax</b></p> <p><b>E-mail</b></p> <p><b>Website</b></p>	<p>Bobrick (USA) "Classic Series" Surface mounted paper towel dispenser and waste receptacle Capacity: 2-gal. (7.6-L).</p> <p>B-3699</p> <p>L320 x W100 x H675mm</p> <p>Stainless Steel</p> <p>Bobrick Washroom Equipment Inc. (USA)</p> <p>Ka Shing Enterprises (H.K.) Limited Mr. Ivan Lau / Mr. Gilman Yuen (852) 2628-0661 / (852) 2490-2700 project@kashingehk.com www.kashingehk.com</p>	<p style="text-align: center;"><b>Illustration/ Drawing</b></p>   
<p><b>MATERIALS:</b></p> <p><b>Cabinet</b> — 18-8, Type-304, 22-gauge (0.8mm) stainless steel. All-welded construction. Exposed surfaces have satin-finish.</p> <p><b>Flange</b> — 18-8, Type-304, 22-gauge (0.8mm) stainless steel with satin-finish. Drawn and beveled, one-piece, seamless construction.</p> <p><b>Skirt</b> — 18-8, Type-304, 22-gauge (0.8mm) stainless steel with satin-finish.</p> <p><b>Door</b> — 18-8, Type-304, 22-gauge (0.8mm) stainless steel with satin-finish. Secured to cabinet with a full-length, stainless steel piano-hinge. Equipped with a knob latch.</p> <p><b>Paper Towel Dispenser</b> — 18-8, Type-304, 22-gauge (0.8mm) stainless steel with satin-finish. Capacity: 350 C-fold or 475 multifold paper towels.</p> <p><b>Waste Receptacle</b> — 18-8, Type-304, Heavy-gauge stainless steel with satin-finish. Top edges are hemmed for safe handling. Retaining Hook. Capacity: 2-gal. (7.6-L).</p> <p><b>Optional:</b> Order Bobrick Model No. 369-130 TowelMate® available as an optional accessory. TowelMate accessory allows for paper towels to dispense one at time without bulging or sagging, or falling through the towel tray opening. The 90 degree return on the towel guide prevents papers from falling forward and out when door is opened for servicing.</p> <p><b>OPERATION:</b> Paper towel dispenser will dispense C-fold or multifold paper towels without adjustment. Rounded towel tray has hemmed opening to dispense paper towels without tearing. Waste receptacle is retained in cabinet by a retaining hook feature and is removable for servicing.</p> <p><b>INSTALLATION:</b> Mount unit on wall with #8 x 1-1/4" sheet-metal screws (not furnished) at points indicated by an S. For plaster or dry wall construction, provide concealed backing to comply with local building codes, then secure unit with sheet-metal screws. For other wall surfaces, provide fiber plugs or expansion shields for use with sheet-metal screws, or provide 1/8" (3mm) toggle bolts or expansion bolts. If unit projects above top of wainscot, provide aluminum channel or other filler to eliminate gap between unit and finish face of wall</p>		

\* All information of the above is for the reference only. No prior notice is made if any changes.