
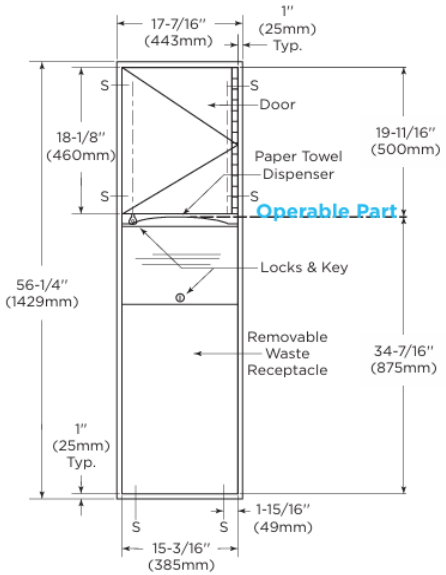




PROJECT		REF		REV	ITEM CODE	
LOCATION		DATE			PAGE	

SANITARY WARE SPECIFICATION SHEET

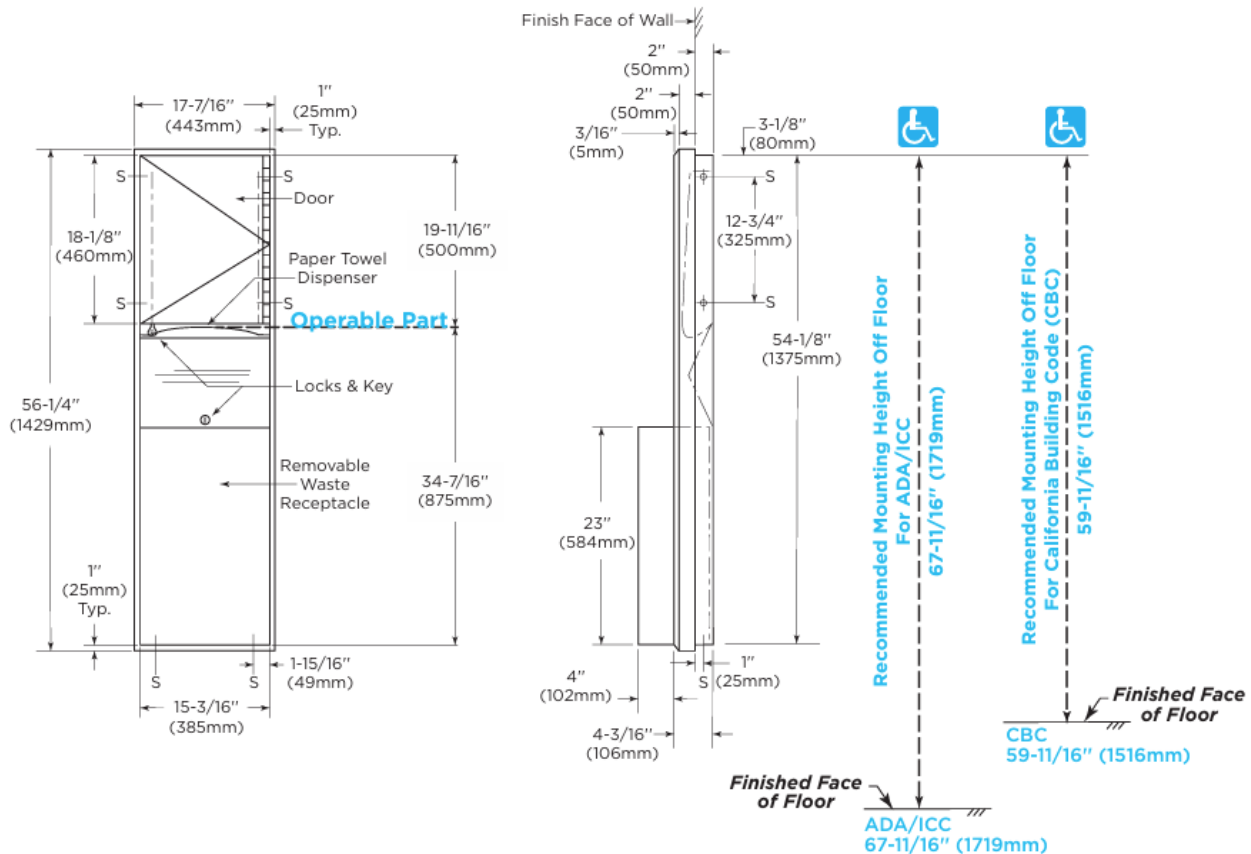
<p>Item Descriptions</p> <p>Model</p> <p>Dimensions</p> <p>Material</p> <p>Manufacturer</p> <p>Source</p> <p>Contact Tel/Fax</p> <p>E-mail</p> <p>Website</p>	<p>Bobrick (USA) "Classic Series" Semirecessed convertible paper towel dispenser and waste receptacle Capacity: 12-gal. (45.5-L).</p> <p>B-3942</p> <p>L320 x W100 x H675mm</p> <p>Stainless Steel</p> <p>Bobrick Washroom Equipment Inc. (USA)</p> <p>Ka Shing Enterprises (H.K.) Limited Mr. Ivan Lau / Mr. Gilman Yuen (852) 2628-0661 / (852) 2490-2700 project@kashingehk.com www.kashingehk.com</p> <p>Illustration/ Drawing</p> <div style="text-align: center;">  </div> <div style="text-align: center;">  </div> <div style="border: 1px solid black; padding: 10px; margin-top: 10px; text-align: center;"> <p>Rough Wall Opening</p> <p>16" (406mm) wide</p> <p>54-3/4" (1390mm) high</p> <p>2-1/4" (57mm) minimum recessed depth</p> </div>
<p>MATERIALS:</p> <p>Cabinet — 18-8, Type-304, heavy-gauge stainless steel. Welded construction. Exposed surfaces have satin-finish.</p> <p>Flange — 18-8, Type-304, 22-gauge (0.8mm) stainless steel with satin-finish. Drawn and beveled, one-piece, seamless construction.</p> <p>Skirt — 18-8, Type-304, 22-gauge (0.8mm) stainless steel with satin-finish.</p> <p>Door — 18-8, Type-304, 22-gauge (0.8mm) stainless steel with satin-finish. Double-pan-back construction. Secured to cabinet with a full-length stainless steel piano-hinge. Equipped with a semi-concealed tumbler lock keyed like other Bobrick washroom accessories.</p> <p>Paper Towel Dispenser — 18-8, Type-304, 22-gauge (0.8mm) stainless steel with satin finish. Rounded towel tray has hemmed opening to dispense paper towels without tearing. Capacity: 600 C-fold or 800 multifold paper towels.</p> <p>Waste Receptacle — 18-8, Type-304, 22-gauge (0.8mm) stainless steel with</p>	

* All information of the above is for the reference only. No prior notice is made if any changes.



PROJECT		REF		REV	ITEM CODE	
LOCATION		DATE			PAGE	

SANITARY WARE SPECIFICATION SHEET



Rough Wall Opening

16" (405mm) wide
 54-3/4" (1390mm) high
 2-1/4" (57mm) minimum recessed depth



ADA/CBC Installation Guidance

***Operable Part:** Top of paper towel dispenser opening
Maximum mounting height of Operable Part:
 ADA/ICC: 48" above finished floor (AFF)
 CBC: 40" above finished floor (AFF)

*For more information regarding operable parts, please refer to Bobrick Planning Guide for Accessible Restrooms, page 9.

INSTALLATION:

Provide framed rough wall opening 16" wide x 54-3/4" high (406 x 1390mm). Minimum recessed depth required to finish face of wall is 2" (51mm). Allow clearance for construction features that may protrude into rough wall opening from opposite wall. Coordinate with mechanical engineer to avoid pipes, vents, and conduits. If unit projects above top of wainscot, provide aluminum channel or other filler to eliminate gap between skirt and finish face of wall. Mount unit in wall opening with shims between framing and cabinet at all points indicated by an S, then secure unit with #8 x 1-1/4" (4.2 x 32mm) sheet-metal screws (not furnished).

SPECIFICATION:

Semi-recessed convertible paper towel dispenser and waste receptacle shall be Type-304 stainless steel with welded construction; exposed surfaces shall have satin finish. Flange shall be drawn and beveled, one-piece, seamless construction. Door shall be secured to cabinet with a full-length stainless steel piano-hinge and equipped with a semi-concealed tumbler lock keyed like other Bobrick washroom accessories. Paper towel dispenser shall dispense 600 C-fold or 800 multifold paper towels. Removable waste receptacle shall be secured to cabinet with a tumbler lock, have front and side edges of bottom and all top edges hemmed for safe handling, and shall have a minimum capacity of 12-gal. (45.5-L).

* All information of the above is for the reference only. No prior notice is made if any changes.