
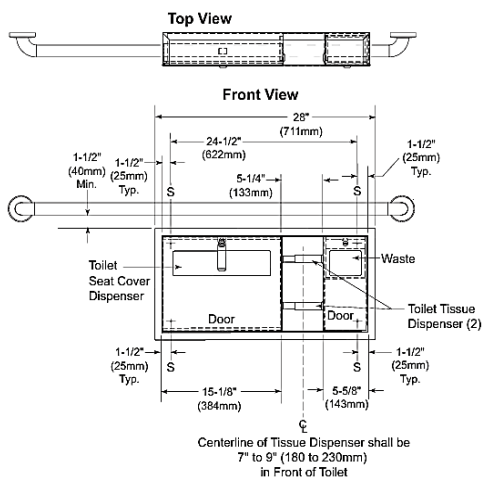




PROJECT		REF		REV	ITEM CODE	
LOCATION		DATE			PAGE	

SANITARY WARE SPECIFICATION SHEET

<p>Item Descriptions</p> <p>Model</p> <p>Dimensions</p> <p>Material</p> <p>Manufacturer</p> <p>Source</p> <p>Contact Tel/Fax</p> <p>E-mail</p> <p>Website</p>	<p>Bobrick (USA)"Classic Series™" Stainless steel surface-mounted toilet seat cover dispenser, sanitary napkin disposal and toilet tissue dispenser in satin finish</p> <p>B-30929 (Satin) B-30929.MBLK (Black)</p> <p>W711 x L110 x H356mm</p> <p>Stainless Steel/ Satin</p> <p>Bobrick Washroom Equipment Inc. (USA)</p> <p>Ka Shing Enterprises (H.K.) Limited Mr. Ivan Lau / Mr. Gilman Yuen (852) 2628-0661 / (852) 2490-2700 project@kashingehk.com www.kashingehk.com</p>	<p style="text-align: center;">Illustration/ Drawing</p>   <p style="text-align: center;">Top View</p> <p style="text-align: center;">Front View</p> <p style="text-align: center;">Side View</p> <p style="text-align: center;">Centerline of Tissue Dispenser shall be 7" to 9" (180 to 230mm) in Front of Toilet</p> <table border="1" style="width: 100%; margin-top: 10px;"> <tr> <td>Grab Bar Top Above Floor</td> <td>35" (889mm)</td> <td>35" (889mm)</td> <td>33" (838mm)</td> </tr> <tr> <td>Toilet Tissue Dispenser Bottom of Outlet Above Floor</td> <td>19" (482mm)</td> <td>18" (457mm)</td> <td>15" (381mm)</td> </tr> <tr> <td></td> <td>CBC</td> <td>ICC A117.1</td> <td>ADA</td> </tr> </table>	Grab Bar Top Above Floor	35" (889mm)	35" (889mm)	33" (838mm)	Toilet Tissue Dispenser Bottom of Outlet Above Floor	19" (482mm)	18" (457mm)	15" (381mm)		CBC	ICC A117.1	ADA
Grab Bar Top Above Floor	35" (889mm)	35" (889mm)	33" (838mm)											
Toilet Tissue Dispenser Bottom of Outlet Above Floor	19" (482mm)	18" (457mm)	15" (381mm)											
	CBC	ICC A117.1	ADA											
<p>MATERIALS:</p> <p>Skirt— 18-8, Type-304, heavy-gauge stainless steel. Welded construction. Exposed surfaces have satin-finish.</p> <p>Flange— 18-8, Type-304, 22-gauge (0.8mm) stainless steel with satin-finish. Drawn and beveled, one-piece, seamless construction.</p> <p>Doors (2)— 18-8, Type-304, 18-gauge (1.2mm) stainless steel with satin-finish. One-piece, seamless construction. Secured to cabinet with a full-length stainless steel piano-hinge. Equipped with a tumbler lock keyed like other Bobrick washroom accessories.</p> <p>Toilet Tissue Dispensers (2)— 18-8, Type-304, 22-gauge (0.8mm) stainless steel with satin-finish. Equipped with two chrome-plated plastic spindles, each with a heavy-duty internal spring.</p> <p>Disposal Panel— 18-8, Type-304, 22-gauge (0.8mm) stainless steel with hemmed edges; exposed surface has satin-finish. Panel equipped with graphic symbol for waste "drop here". Secured to door with a spring-loaded, full length stainless steel piano-hinge.</p> <p>Waste Receptacle— 18-8, Type-304, heavy-gauge stainless steel. All-welded construction. Removable for servicing. Capacity: 0.4-gal. (1.5-L).</p> <p>OPERATION:</p> <p>Doors unlock with key provided and swing open for servicing. Toilet seat-cover dispenser holds 500 single- or half-fold paper covers. Receptacle is removable for servicing. Unit holds two standard-core toilet tissue rolls up to 5-1/4" (135mm) diameter (1800 sheets). Designer's Note: It is recommended that one full toilet tissue roll remain wrapped until the other roll has been depleted to avoid wasting ends of both rolls.</p> <p>INSTALLATION:</p> <p>Coordinate with mechanical engineer to avoid pipes, vents, and conduits in wall. Secure unit with #8 x 1-1/4" (4.2 x 30mm) sheet-metal screws (not furnished).</p> <p>SPECIFICATION:</p> <p>Surface-mounted toilet seat-cover dispenser, waste disposal, and toilet tissue dispenser shall be Type-304 stainless steel with all-welded construction; exposed surfaces shall have satin-finish. Toilet tissue dispensers shall be ABS plastic. Flange shall be drawn and beveled, one-piece, seamless construction. Skirt shall be heavy-gauge satin finish stainless steel. Doors shall be one-piece, seamless construction; secured to cabinet with a full-length stainless steel piano-hinge; and equipped with a tumbler lock keyed like other Bobrick washroom accessories. Toilet seat-cover dispenser holds 500 paper covers. Self-closing disposal panel shall be secured to door with a spring-loaded, full-length stainless steel piano-hinge, has hemmed edges. Disposal panel equipped with graphic symbol, "drop here". Disposal shall be furnished with a removable receptacle, 18-8, Type-304, heavy-gauge stainless steel. All-welded construction with a capacity of 0.4-gal. (1.5-L). Unit shall be equipped with two chrome plated plastic spindles, each with a heavy-duty internal spring, that hold standard-core rolls up to 5-1/4" (135mm) diameter (1800 sheets).</p>														

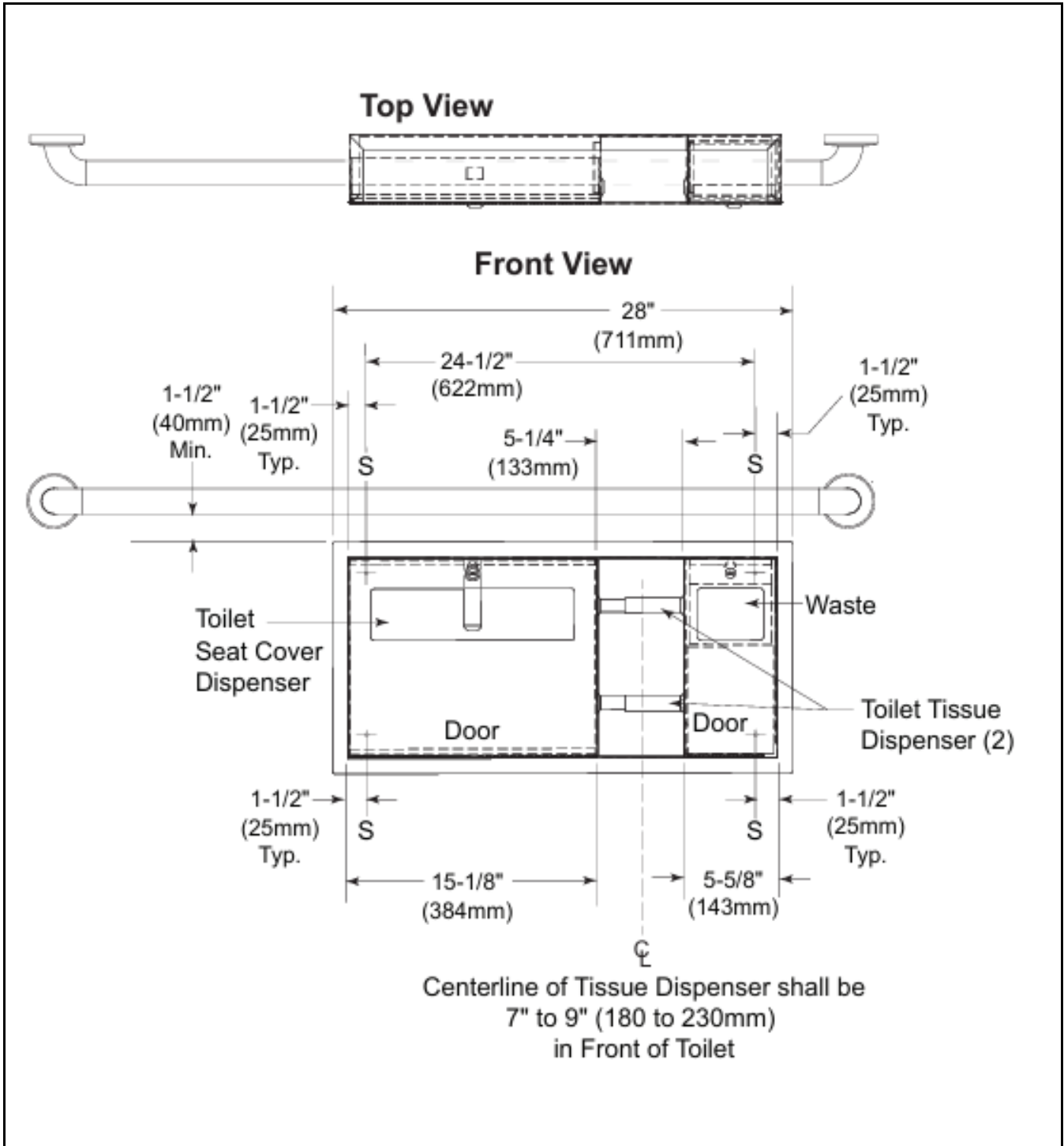
Note:

* All information of the above is for the reference only. No prior notice is made if any changes.



PROJECT		REF		REV	ITEM CODE	
LOCATION		DATE			PAGE	

SANITARY WARE SPECIFICATION SHEET



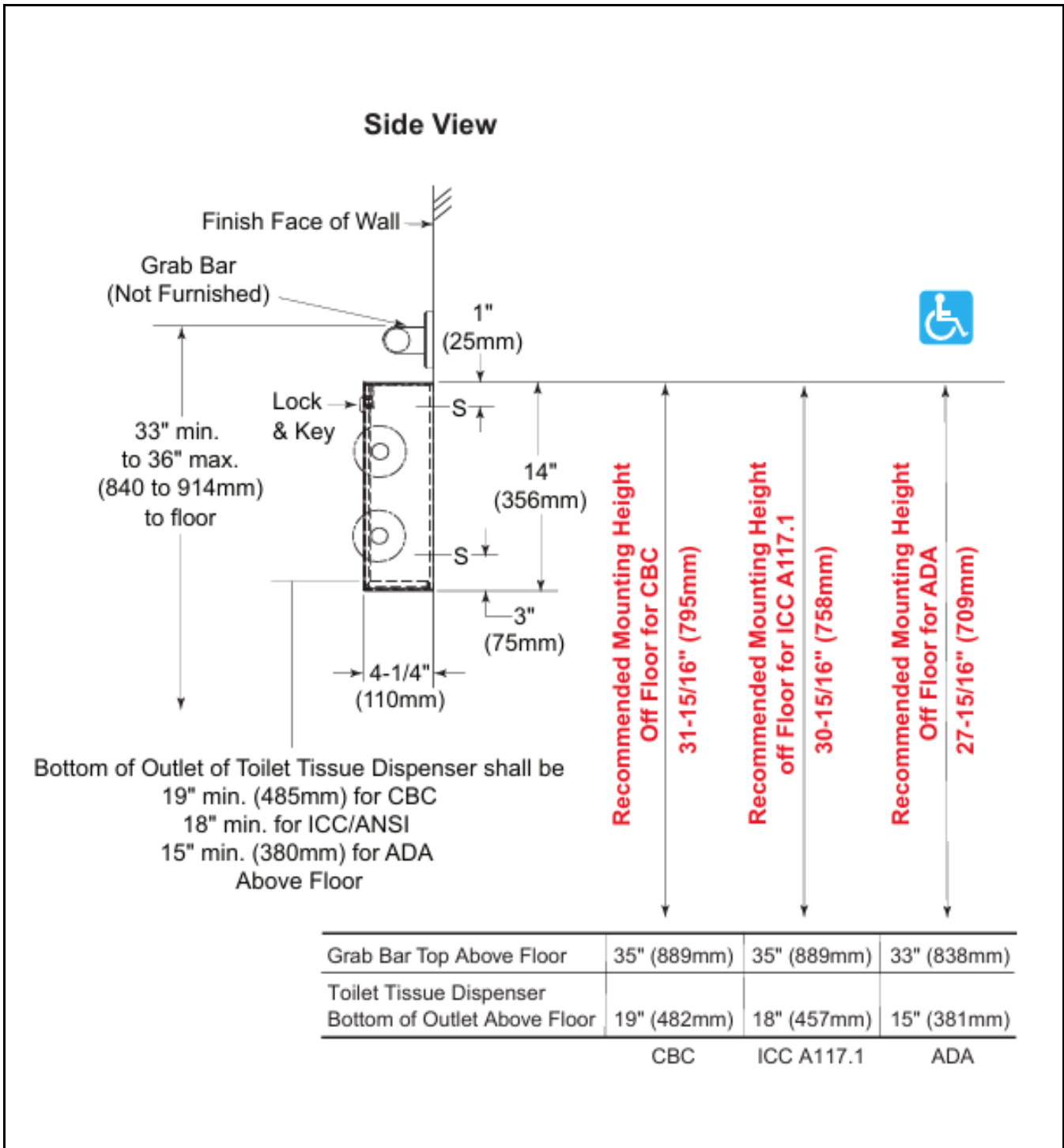
Note:

* All information of the above is for the reference only. No prior notice is made if any changes.



PROJECT		REF		REV	ITEM CODE	
LOCATION		DATE			PAGE	

SANITARY WARE SPECIFICATION SHEET



Note:

** All information of the above is for the reference only. No prior notice is made if any changes.*