
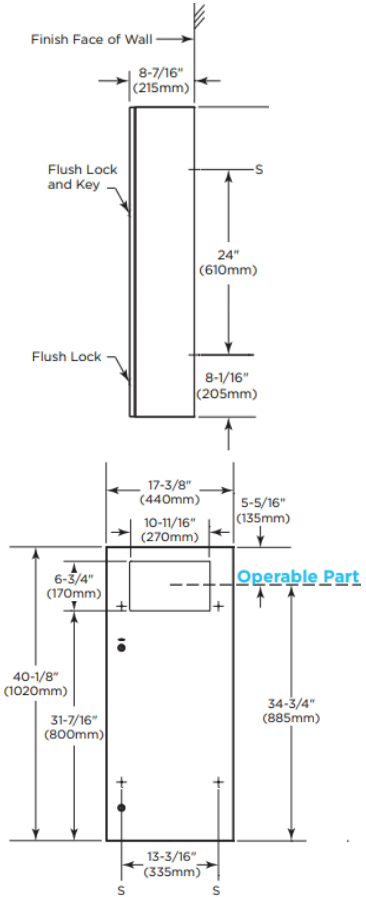




PROJECT		REF		REV	ITEM CODE	
LOCATION		DATE			PAGE	

SANITARY WARE SPECIFICATION SHEET

<p>Item Descriptions</p> <p>Model</p> <p>Dimensions</p> <p>Material</p> <p>Manufacturer</p> <p>Source</p> <p>Contact Tel/Fax</p> <p>E-mail</p> <p>Website</p>	<p>Bobrick (USA) Surface-mounted waste receptacle shall be Type-304 stainless steel with all-welded construction (Capacity: 45.4L)</p> <p>B-35649</p> <p>L215 x W440 x H1020 mm</p> <p>Stainless Steel / Satin Finish</p> <p>Bobrick Washroom Equipment Inc. (USA)</p> <p>Ka Shing Enterprises (H.K.) Limited Mr. Ivan Lau / Mr. Gilman Yuen</p> <p>(852) 2628-0661 / (852) 2490-2700</p> <p>project@kashingehk.com</p> <p>www.kashingehk.com</p>	<p>Illustration/ Drawing</p>  
<p>MATERIALS:</p> <p>Cabinet — 18-8, Type-304, heavy-gauge stainless steel. All-welded construction. Exposed surfaces have satin finish or matte black, as specified.</p> <p>Skirt — 18-8, Type-304, stainless steel with satin finish or matte black, as specified.</p> <p>Door — 18-8, Type-304, 18-gauge (1.2mm) stainless steel with satin finish or matte black, as specified. Secured to cabinet with a concealed, full length stainless steel piano-hinge. Equipped with two tumbler locks keyed like other Bobrick washroom accessories. Tumbler locks flush with the door - no protrusion.</p> <p>Waste Receptacle — Leak-proof, rigid molded plastic waste receptacle. Removable for servicing. Capacity: 12-gal. (45.4-L).</p> <p>OPERATION:</p> <p>To service waste receptacle, unlock door with key provided and remove waste container. Cable door-swing limiter prevents damage to washroom accessories and walls.</p> <p>INSTALLATION:</p> <p>Mount unit on wall with four #10 x 1-1/4" (4.8 x 32mm) sheet-metal screws (not furnished) at points indicated by an S. For plaster or dry wall construction, provide concealed backing to comply with local building codes, then secure unit with sheet-metal screws. For other wall surfaces, provide fiber plugs or expansion shields for use with sheet-metal screws, or provide 3/16" (5mm) toggle bolts or expansion bolts. If unit projects above top of wainscot, provide aluminum channel or other filler to eliminate gap between cabinet and finish face of wall.</p> <p>Replacement Parts:</p> <p>Skirt Kit 35649-53 Door Replacement Kit 35649-173 Plastic Waste Receptacle 39003-31</p>		

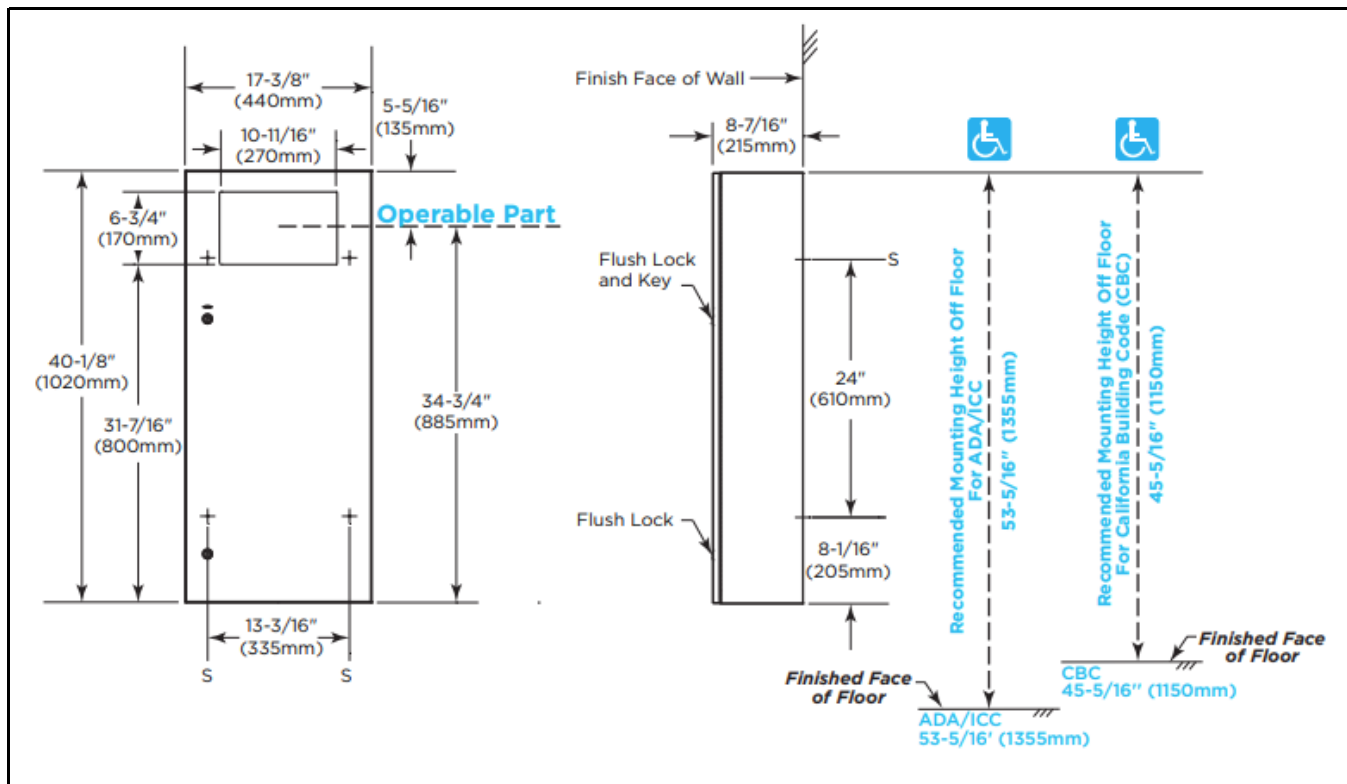
Note:

* All information of the above is for the reference only. No prior notice is made if any changes.



PROJECT		REF		REV	ITEM CODE	
LOCATION		DATE			PAGE	

SANITARY WARE SPECIFICATION SHEET



ADA/CBC Installation Guidance

***Operable Part:** Center of waste disposal push door.

Maximum mounting height of Operable Part:

ADA/ICC: 48" above finished floor (AFF)

CBC: 40" above finished floor (AFF)

*For more information regarding operable parts, please refer to Bobrick Planning Guide for Accessible Restrooms, page 9.

SPECIFICATION:

Surface-mounted waste receptacle shall be Type-304 stainless steel with all-welded construction; exposed surfaces shall have satin finish or matte black, as specified. Door shall be Type-304, 18 gauge (1.2mm) secured to cabinet with a concealed, full-length stainless steel piano-hinge, cable door-swing limiter and equipped with two tumbler locks keyed like other Bobrick washroom accessories. Tumbler locks flush with the door - no protrusion. Waste receptacle shall be furnished with a removable, leak-proof, rigid molded plastic waste-container with a minimum capacity of 12-gal. (45.4-L).

Surface-Mounted Waste Receptacle shall be Model B-35649 of Bobrick Washroom Equipment, Inc., Clifton Park, New York; Jackson, Tennessee; Los Angeles, California; Bobrick Washroom Equipment Company, Scarborough, Ontario; Bobrick Washroom Equipment Pty. Ltd., Australia; and Bobrick Washroom Equipment Limited, United Kingdom.

Note:

* All information of the above is for the reference only. No prior notice is made if any changes.