
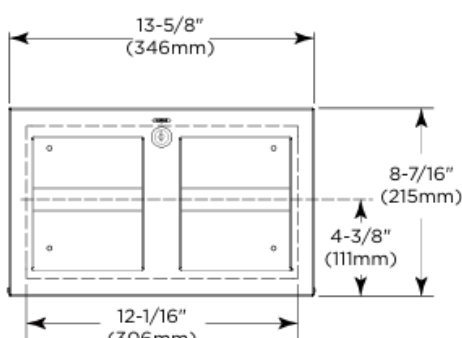
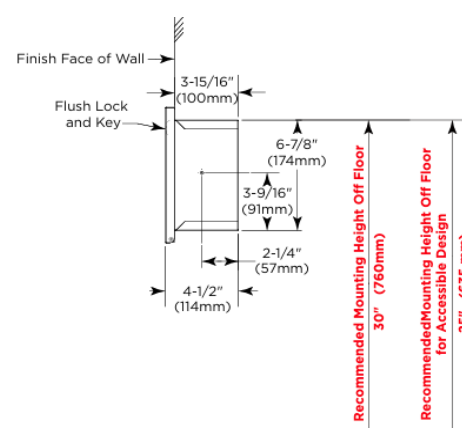
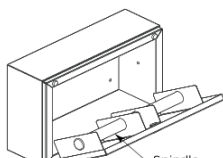




PROJECT		REF		REV	ITEM CODE	
LOCATION		DATE			PAGE	

## SANITARY WARE SPECIFICATION SHEET

<p><b>Item Descriptions</b></p> <p><b>Model</b></p> <p><b>Dimensions</b></p> <p><b>Material</b></p> <p><b>Manufacturer</b></p> <p><b>Source</b></p> <p><b>Contact Tel/Fax</b></p> <p><b>E-mail</b></p> <p><b>Website</b></p>	<p>Bobrick (USA) "TrimLineSeries™" Stainless steel recessed multi-roll toilet tissue dispenser in satin finish</p> <p>B-35883 (Satin) B-35883.MBLK (Black)</p> <p>W346 x L114 x H215mm</p> <p>Stainless Steel / Satin Finish</p> <p>Bobrick Washroom Equipment Inc. (USA)</p> <p>Ka Shing Enterprises (H.K.) Limited Mr. Ivan Lau / Mr. Gilman Yuen (852) 2628-0661 / (852) 2490-2700 project@kashingehk.com www.kashingehk.com</p>	<p><b>Illustration/ Drawing</b></p>     <p><b>Recommended Mounting Height Off Floor</b> 30" (760mm)</p> <p><b>Recommended Mounting Height Off Floor for Accessible Design</b> 25" (635 mm)</p> <p><b>Rough Wall Opening</b> 12-1/2" (318mm) wide 7-3/8" (187mm) high 4" (102mm) min depth</p>								
<p><b>MATERIALS:</b></p> <p><b>Cabinet</b> — 18-8, Type-304, heavy-gauge stainless steel. All-welded construction. Exposed surfaces have satin finish or matte black, as specified.</p> <p><b>Skirt</b> — 18-8, Type-304, stainless steel with satin finish or matte black, as specified.</p> <p><b>Door</b> — 18-8, Type-304, 20-gauge (0.9mm) stainless steel with satin finish or matte black, as specified. Secured to cabinet with two rivets. Equipped with a tumbler lock keyed like other Bobrick washroom accessories. Tumbler lock flush with the door - no protrusion.</p> <p><b>Spindle</b> — 18-8, Type-304, 18-gauge (1.2mm), 1" diameter (25mm) stainless steel tubing with plastic end caps. Theft resistant. Removable with key provided.</p> <p><b>OPERATION:</b></p> <p>Unit holds two standard-core toilet tissue rolls up to 5-1/8" (130mm) diameter (1500 sheets). To service toilet tissue dispenser, unlock door with key provided and slide spindle out on any direction.</p> <p><b>INSTALLATION:</b></p> <p>Provide framed rough wall opening 12-1/2" wide x 7-3/8" high (318 x 187mm). Minimum recessed depth required from finish face of wall is 4" (102mm). Allow clearance for construction features that may protrude into rough wall opening from opposite wall. Coordinate with mechanical engineer to avoid pipes, vents, and conduits in wall. Mount cabinet with shims between framing and cabinet at all points indicated by an S, then secure unit with (4) #10 x 1-1/4" (4.8 x 32mm) sheet-metal screws (not furnished).</p> <p><b>SPECIFICATION:</b></p> <p>Recessed multi-roll toilet tissue dispenser shall be Type-304 stainless steel with all-welded construction; exposed surfaces shall have satin finish or matte black, as specified. Door shall be Type-304, 20-gauge (0.9mm) secured to cabinet with two rivets; and equipped with a tumbler lock keyed like other Bobrick washroom accessories. Tumbler lock flush with the door - no protrusion. Spindle shall be Type-304, 18-gauge (1.2mm), 1" diameter (25mm) stainless steel. Theft resistant, removable with key provided.</p>										
<p><b>Replacement Parts:</b></p> <table border="1"> <tr> <td>Spindle</td> <td>3588-33</td> <td>Door Replacement Kit</td> <td>3588-173</td> </tr> <tr> <td>Skirt Kit</td> <td>3588-53</td> <td>Flush Lock and Key</td> <td>288-42</td> </tr> </table>			Spindle	3588-33	Door Replacement Kit	3588-173	Skirt Kit	3588-53	Flush Lock and Key	288-42
Spindle	3588-33	Door Replacement Kit	3588-173							
Skirt Kit	3588-53	Flush Lock and Key	288-42							

Note:

\* All information of the above is for the reference only. No prior notice is made if any changes.