












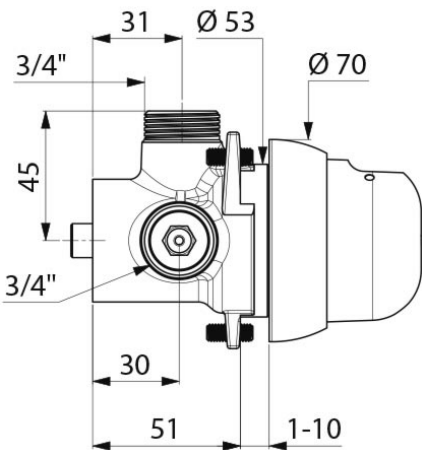












PROJECT		REF		REV	ITEM CODE	
LOCATION		DATE			PAGE	

SANITARY WARE SPECIFICATION SHEET

Item Descriptions	Delabie (France) "TEMPMATIC" Chrome plated concealed shower mixer	Illustration/ Drawing								
Model	790970									
Material/ Finish	Brass/ Chrome Plated									
Manufacturer	Delabie (France)									
Source	Ka Shing Enterprises (H.K) Limited Mr. Ivan Lau / Mr. GilmanYuen									
Contact Tel/Fax	(852) 2628-0661 / (852) 2490-2700									
E-mail Website	project@kashingehk.com www.kashingehk.com									
<p>DESCRIPTION</p> <p>TEMPOMIX time flow shower mixer Ref. 790970 Exposed time flow shower mixer: TEMPOMIX ¾" single control mixer. For panels 1 - 10mm. Temperature control and operation via the push-button. Maximum temperature limiter (can be adjusted by the installer). Soft-touch operation. Time flow ~30 seconds. Flow rate 12 lpm at 3 bar, can be adjusted. Chrome-plated solid brass. Integrated non-return valves and filters. Chrome-plated metal push-button.</p> <table border="0" style="width: 100%;"> <tr> <td style="width: 15%;">Connector</td> <td style="width: 15%;">¾"</td> </tr> <tr> <td>Technology</td> <td>Time flow</td> </tr> <tr> <td>Flow rate</td> <td>12 lpm</td> </tr> <tr> <td>Certificates</td> <td>       </td> </tr> </table>		Connector	¾"	Technology	Time flow	Flow rate	12 lpm	Certificates	     	
Connector	¾"									
Technology	Time flow									
Flow rate	12 lpm									
Certificates	     									
		<p>ADVANTAGES</p> <ul style="list-style-type: none">  System tested to over 500,000 operations  Soft-touch operation 								

Note:

* All information of the above is for the reference only. No prior notice is made if any changes.

This Authority hereby permits the use of the above fitting in fresh water plumbing systems subject to full adherence to Waterworks installation requirements. In particular, you are required to draw your customers' attention to the following requirement-

"The cold water supply to the fitting shall be drawn from the same source that supplies the hot water apparatus so as to provide a balanced pressure and to obviate the risk of scalding in the event of a restriction or failure in the water supply." AND

"The shower head or handspray should not be placed in submerged conditions and should be securely fixed to the original position after use."

A condition of this acceptance is that the fitting to be installed shall be replicas of the sample as certified by the testing agent mentioned above and without modifications. This acceptance may be withdrawn at any time if the standard of the fitting installed fails to meet that of the approved sample or if the fitting is found to be unsuitable for use in fresh water plumbing systems.

This acceptance is only applicable to the main body of the fitting, unless otherwise specified.

For the use of the fitting in any project, the General Acceptance Number of this letter must be quoted as a means of identification of acceptance of the fitting by this Authority.

Should you have any enquiries, please contact our Engineer Mr Albert CHOW at tel. no. 3583 4086.

Yours faithfully,



(Terry KUNG)

for Director of Water Supplies

Encl.

c.c. WSD 3321/1/82] - without catalogue
ME/MC] - with soft copy only