



PROJECT		REF		REV	ITEM CODE	
LOCATION		DATE			PAGE	

SANITARY WARE SPECIFICATION SHEET

Item Descriptions	Mediclinics "Speedflow® " (Spain) Steel inside cabinet automatic hand dryer in black epoxy finish	<p>Illustration/ Drawing</p>
Dimensions	L290 x W100 x H270 mm	
Model	M06AB	
Material/ Finish	Steel / Black Epoxy Finish	
Manufacturer	Mediclinics, S.A. (Spain)	
Source	Ka Shing Enterprises (H.K) Limited Mr. Ivan Lau / Mr. GilmanYuen	
Contact Tel/Fax E-mail Website	(852) 2628-0661 / (852) 2490-2700 project@kashingehk.com www.kashingehk.com	

General description	
<p>*The Speedflow® line of hand dryers is categorized within the eco fast range of product but with the added value of complying with the requirements of ADAAG for accessibility of public washrooms. This regulation requires that the depth of the dryer cannot exceed 100 mm to facilitate access and movement of handicapped persons about the *washroom.</p> <p>*Warm air hand dryer.</p> <p>*Sensor operated.</p> <p>*Maximum power and airflow.</p> <p>*Maximum robustness and vandal-proff.</p> <p>*Suitable for very high traffic facilities.</p> <p>*Complies with ADA requirements for a barrier-free washroom.</p>	<p>M06A White epoxy finish</p> <p>M06AB flatte black epoxy finish</p> <p>M06AC Bright finish</p> <p>M06ACS Satin finish</p>
Components & materials:	
*M06A: Steel, finish White epoxy.	
*M06AC: AISI 304, stainless steel, finish bright.	
*M06ACS: AISI 304, stainless steel, finish satin.	
*M06AB: Steel, finish black epoxy.	
*Aluminum base plate, with 4 holes Ø 7 mm for wall mounting. It includes silent-blocks to damp mechanical vibrations.	
*Fire resistant plastic UL 94-V0 fan scroll.	

Technical Specifications:

Voltage	100-120, 208, 220- 240 V
Frequency	50/60 Hz
Electrical Isolation	Class I
Total power (H.E. ^(*) On)	1,010-1,150 W
Total power (H.E. ^(*) Off)	110-250 W
Consumption	1.3-4.8 A(240 V); 1.4-9.5 A(120 V)
Motor power	110 - 250 W
Rpm	8,500 – 11,500
Heating element power	900 W
Dimensions	270x290x100 mm
Weight	3,8 Kg
Cover thickness	1.5 mm
Drying time	10 – 12 sec.
Effective airflow	70-94 m3/h – 1,170-1,568l/min
Air velocity	120-180 Km/h
Air temperature (10 cm distance/21°C)	42 °C
Noise level(**) (at 2m)	58-67 dB
Protection rating	IP23

(*) H.E. = Heating Element
(**)According to UNE EN ISO 11201:2010 V2 standard

Note:	
-------	--

* All information of the above is for reference only. No prior notice is made if any changes.



M06A
white epoxy finish



M06AC
bright finish



M06ACS
satin finish



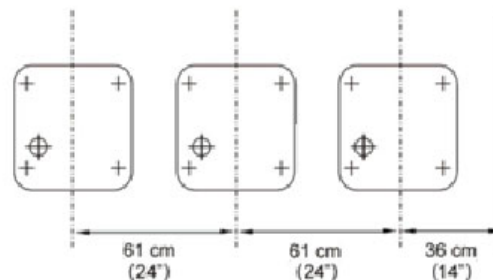
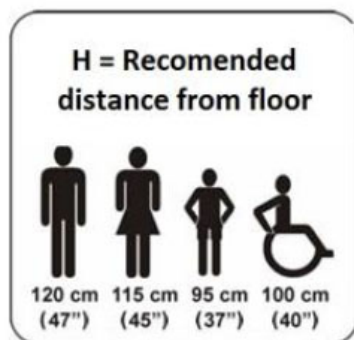
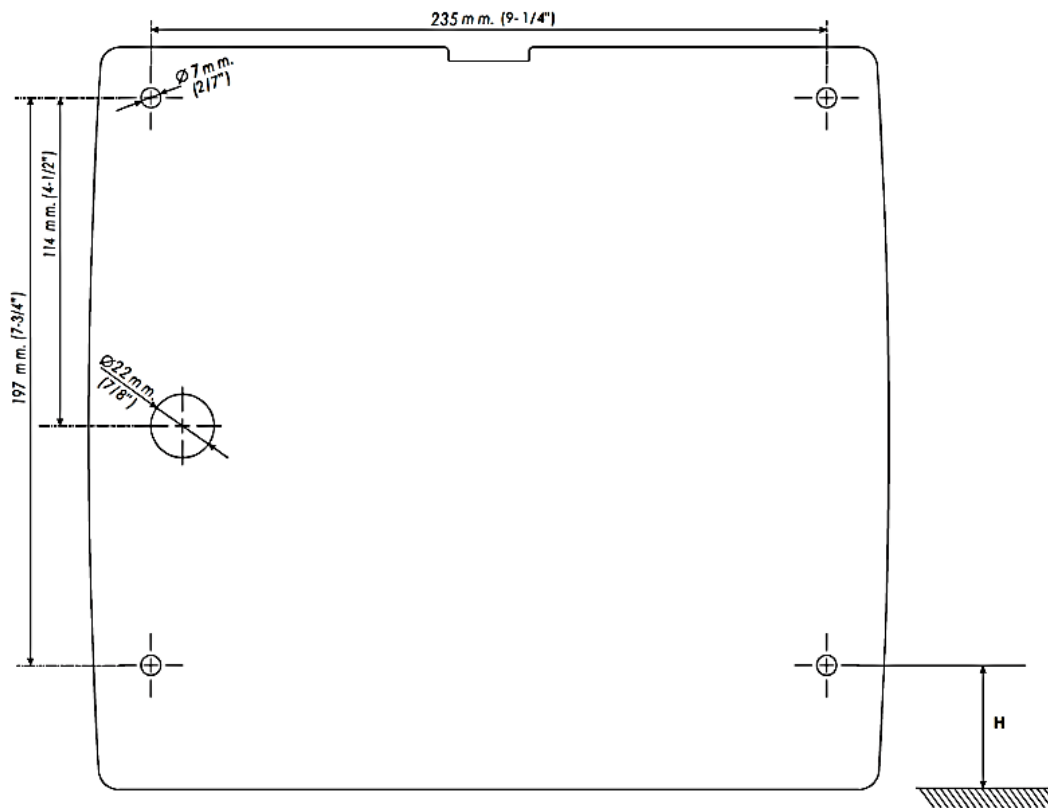
M06AB
black epoxy finish

Operation

Place the hands under the air outflow. The dryer will start automatically, and go on with no interruption as long as the hands are kept in the detection range of the sensor. The appliance will stop 2 seconds after the hands are removed from the airflow.

Mounting

Recommended heights distance from the floor



Certificates and Qualifications

