
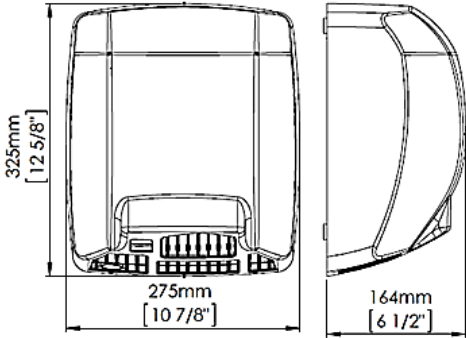




PROJECT		REF		REV	ITEM CODE	
LOCATION		DATE			PAGE	

SANITARY WARE SPECIFICATION SHEET

<p>Item Descriptions</p> <p>Mediclinics "Mediflow® " (Spain) Steel wall-mounted hand dryer sensor operated in bright finish</p> <p>Model M02AC</p> <p>Dimensions L275 x W164 x H325 mm</p> <p>Material/Finish Steel / Matte Black Epoxy Finish</p> <p>Manufacturer Bobrick Washroom Equipment Inc. (USA)</p> <p>Source Ka Shing Enterprises (H.K.) Limited Mr. Ivan Lau / Mr. Gilman Yuen</p> <p>Contact Tel/Fax (852) 2628-0661 / (852) 2490-2700</p> <p>E-mail project@kashingehk.com</p> <p>Website www.kashingehk.com</p>	<p style="text-align: center;">Illustration/ Drawing</p> <div style="text-align: center;">  </div> <div style="text-align: center; margin-top: 20px;">  </div> <table border="1" style="width: 100%; border-collapse: collapse; margin-top: 20px;"> <tr><td>Voltage</td><td>220- 240 V</td></tr> <tr><td>Frequency</td><td>50/60 Hz</td></tr> <tr><td>Electrical Isolation</td><td>Class II</td></tr> <tr><td>Total power</td><td>250 – 2,750 W</td></tr> <tr><td>Consumption</td><td>1.2 - 12A</td></tr> <tr><td>Motor power</td><td>250 W</td></tr> <tr><td>Rpm</td><td>4,500</td></tr> <tr><td>Heating element power</td><td>2,500 W</td></tr> <tr><td>Dimensions</td><td>325x275x164 mm.</td></tr> <tr><td>Weight</td><td>4.25 Kg</td></tr> <tr><td>Cover thickness</td><td>1.5 mm</td></tr> <tr><td>Drying time</td><td>29 sec.</td></tr> <tr><td>Effective airflow</td><td>450 m³/h (7,500 L/min)</td></tr> <tr><td>Air velocity</td><td>95 Km/h</td></tr> <tr><td>Air temperature (10 cm distance/21°C)</td><td>50 °C</td></tr> <tr><td>Sound pressure (*) (at 2m)</td><td>65 dBA</td></tr> <tr><td>Protection rating</td><td>IP23</td></tr> </table> <p style="font-size: small;">(*) According to UNE EN ISO 11201:2010 V2 standard.</p>	Voltage	220- 240 V	Frequency	50/60 Hz	Electrical Isolation	Class II	Total power	250 – 2,750 W	Consumption	1.2 - 12A	Motor power	250 W	Rpm	4,500	Heating element power	2,500 W	Dimensions	325x275x164 mm.	Weight	4.25 Kg	Cover thickness	1.5 mm	Drying time	29 sec.	Effective airflow	450 m ³ /h (7,500 L/min)	Air velocity	95 Km/h	Air temperature (10 cm distance/21°C)	50 °C	Sound pressure (*) (at 2m)	65 dBA	Protection rating	IP23
Voltage	220- 240 V																																		
Frequency	50/60 Hz																																		
Electrical Isolation	Class II																																		
Total power	250 – 2,750 W																																		
Consumption	1.2 - 12A																																		
Motor power	250 W																																		
Rpm	4,500																																		
Heating element power	2,500 W																																		
Dimensions	325x275x164 mm.																																		
Weight	4.25 Kg																																		
Cover thickness	1.5 mm																																		
Drying time	29 sec.																																		
Effective airflow	450 m ³ /h (7,500 L/min)																																		
Air velocity	95 Km/h																																		
Air temperature (10 cm distance/21°C)	50 °C																																		
Sound pressure (*) (at 2m)	65 dBA																																		
Protection rating	IP23																																		
<p>General description</p> <p>*Mediflow® Logic Dry hand dryers automatically operated are characterized by their power and ruggedness. They incorporate the technology to automatically regulate the temperature of the outlet air to 4 possible levels depending on the room temperature. Thanks to this device, which is assembled into the LED Electronic Circuit, these dryers enjoy a longer life cycle, while increasing the effectiveness of the hand drying process. Also relevant is the savings in electrical energy consumption of these dryers, which incorporate this very important ecologic feature.</p> <p>*Mediflow® Logic Dry dryers are made according to the highest quality and safety standards: it includes safety thermal limiters (in the heating element and in the motor) and automatic disconnect system.</p> <p>*Mediflow® solutions are proven long lasting and completely reliable models. Versatile hand dryers with anti-vandalism features and designed to be installed in areas with a large traffic of people such as: airports, large hotels, sports centers, large recreational areas and official organizations among others.</p> <p>Components & materials:</p> <p>*M02A: Steel one-piece cover, white Epoxy painted, 1.5mm. thick.</p> <p>* M02AB: Steel one-piece cover, black matte Epoxy painted, 1.5mm. thick.</p> <p>* M02AC: Stainless steel one-piece cover, bright finish, 1.5mm. thick.</p> <p>* M02ACS: Stainless steel one-piece cover, satin finish, 1.5mm. thick.</p>																																			

* All information of the above is for the reference only. No prior notice is made if any changes.

SENSOR OPERATED	Mediflow Logic Dry M02A
------------------------	--------------------------------



M02A



M02AB



M02AC



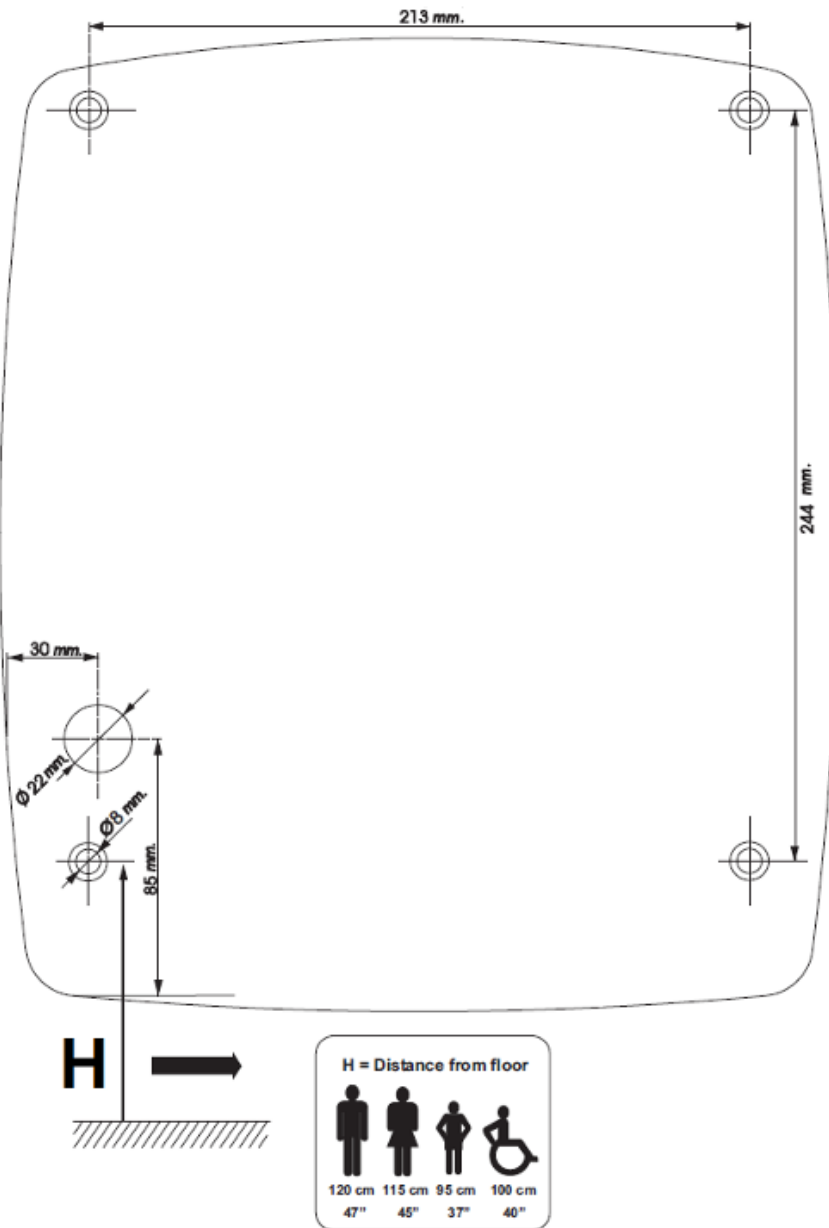
M02ACS

Operation

Place the hands under the air outlet. The dryer will start automatically, and go on with no interruption as long as the hands are kept in the detection range of the sensor. The appliance will stop 2 seconds after the hands are removed from the airflow or after 120 seconds of continuous use.

Mounting

Recommended heights distance from the floor



Certificates & Qualifications

