



PROJECT		REF		REV	ITEM CODE	
LOCATION		DATE			PAGE	

## SANITARY WARE SPECIFICATION SHEET

Item Descriptions	Mediclinics "Saniflow® " (Spain) Steel wall mounted automatic hand dryer with rotating nozzle in Satin Chrome Finish	<p>Illustration/ Drawing</p>
Dimensions	L278 x W212 x H248 mm	
Model	E88ACS	
Material/ Finish	Steel / Satin Chrome Finish	
Manufacturer	Mediclinics, S.A. (Spain)	
Source	Ka Shing Enterprises (H.K) Limited Mr. Ivan Lau / Mr. GilmanYuen	
Contact Tel/Fax	(852) 2628-0661 / (852) 2490-2700	
E-mail	project@kashingehk.com	
Website	www.kashingehk.com	

**General description**

\*Saniflow® automatic hand dryer is the rotating nozzle dryer that is most widely used in the world, regardless of the location to be fitted.

\*These machines also feature easy maintenance, low noise levels and a high level of user safety. Together with an accurate design of components, SANIFLOW dryers boast the most powerful airflow in the world, which, combined with a comfortable drying temperature, reduces drying times to a minimum.

\*With a 1,5 mm. thick steel cover, these hand dryers are available in 5 different finishes (white or black enameled coating, bright, satin and gold plated). These hand dryers are ideal for Heavy traffic Bathrooms.

\*Thus, these are proven models with a long durability and complete reliability, with anti-vandalism features and designed to be installed in high traffic of people such as airports, large hotels, sport centers, large recreational areas and large official organizations, among others.

**Components & materials:**

\*E88A: 1,5 mm. thick steel cover, white enamelled coating finish.

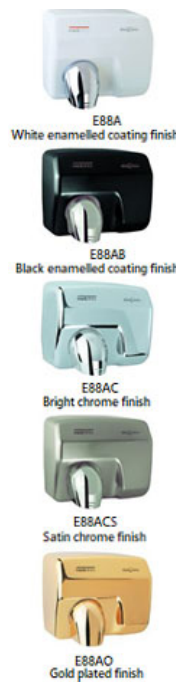
\*E88AB: 1,5 mm. thick steel cover, matte black finish.

\*E88AC: 1,5 mm. thick steel cover, bright finish.

\*E88ACS: 1,5mm. thick steel cover, satin finish.

\*E88AO: 1,5 mm. thick steel cover, gold plated finish.

One-piece steel cover fixed to the base by means of 2 vandal-proof lock screws and lock with special Saniflow ® wrench.



### Technical Specifications:

<b>Voltage</b>	220- 240 V
<b>Frequency</b>	50/60 Hz
<b>Electrical Isolation</b>	Class I
<b>Total power</b>	2,250 W
<b>Consumption</b>	10 A
<b>Motor power</b>	250 W
<b>Rpm</b>	5,500
<b>Heating element power</b>	2,000 W
<b>Dimensions</b>	248 x278x212 mm.
<b>Weight</b>	5.9 Kg
<b>Cover thickness</b>	1.5 mm
<b>Drying time</b>	29 sec.
<b>Air velocity</b>	100 Km/h
<b>Air temperature (10 cm distance/21°C)</b>	50 °C
<b>Sound pressure <sup>(*)</sup> (at 2m)</b>	68 dBA
<b>Protection rating</b>	IP23

(\* According to UNE EN ISO 11201:2010 V2 standard.

Note:



\* All information of the above is for reference only. No prior notice is made if any changes.

<b>SENSOR OPERATED</b>	<b>Saniflow E88A</b>
------------------------	----------------------



**E88A**



**E88AC**



**E88ACS**



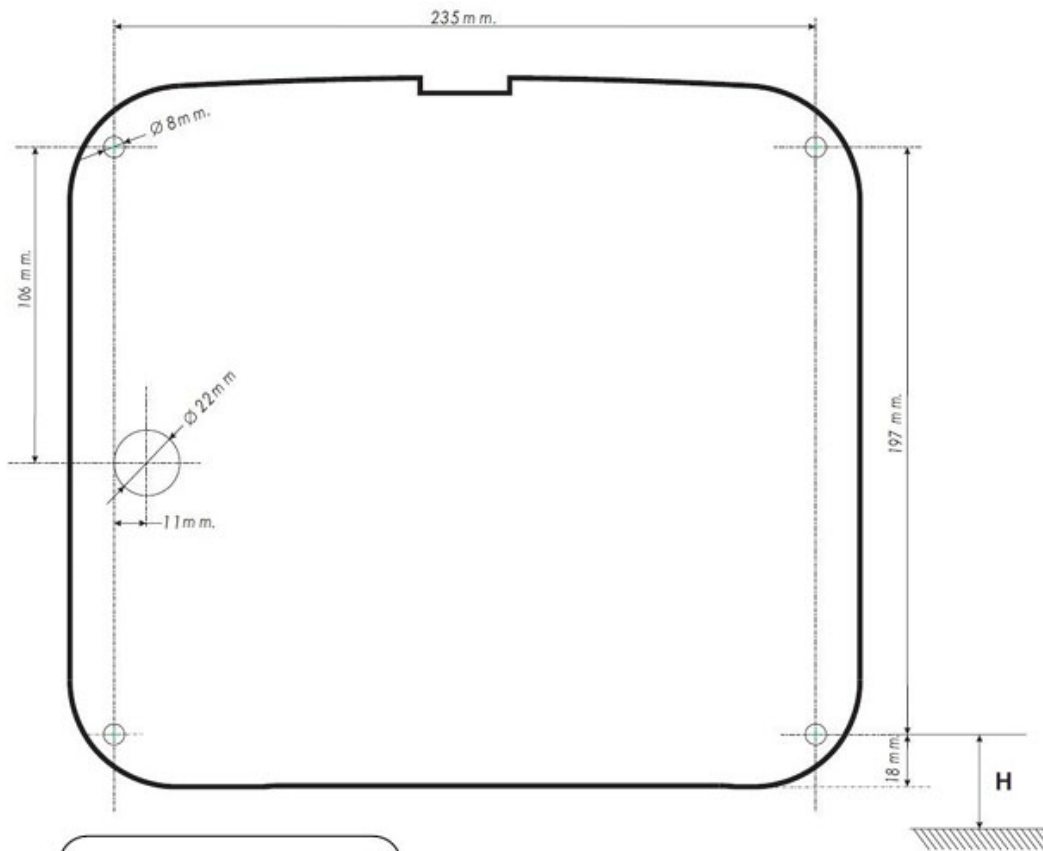
**E88AO**

**Operation**

Place the hands under the rotating nozzle. The dryer will start automatically, and go on with no interruption as long as the hands are kept in the detection range of the sensor. The appliance will stop 2 seconds after the hands are removed from the airflow.

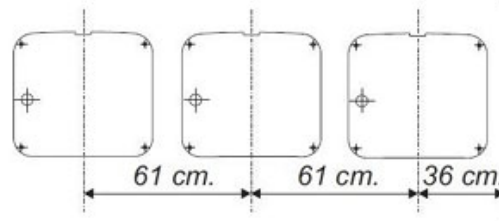
**Mounting**

**Recommended heights distance from the floor**



**H = Distance from floor**

120 cm	115 cm	95 cm	100 cm
47"	45"	37"	40"



**Certificates and Qualifications**

