



PROJECT		REF		REV	ITEM CODE	
LOCATION		DATE			PAGE	

SANITARY WARE SPECIFICATION SHEET

Item Descriptions	Mediclinics "Saniflow® " (Spain) Steel wall mounted automatic hand dryer with rotating nozzle in matte black enamelled coating finish	<p>Illustration/ Drawing</p>
Dimensions	L278 x W212 x H248 mm	
Model	E88AB	
Material/ Finish	Steel/ Matte Black Enamelled Coating Finish	
Manufacturer	Mediclinics, S.A. (Spain)	
Source	Ka Shing Enterprises (H.K) Limited Mr. Ivan Lau / Mr. GilmanYuen	
Contact Tel/Fax	(852) 2628-0661 / (852) 2490-2700	
E-mail	project@kashingehk.com	
Website	www.kashingehk.com	

General description
 *Saniflow® automatic hand dryer is the rotating nozzle dryer that is most widely used in the world, regardless of the location to be fitted.
 *These machines also feature easy maintenance, low noise levels and a high level of user safety. Together with an accurate design of components, SANIFLOW dryers boast the most powerful airflow in the world, which, combined with a comfortable drying temperature, reduces drying times to a minimum.
 *With a 1,5 mm. thick steel cover, these hand dryers are available in 5 different finishes (white or black enameled coating, bright, satin and gold plated). These hand dryers are ideal for Heavy traffic Bathrooms.

*Thus, these are proven models with a long durability and complete reliability, with anti-vandalism features and designed to be installed in high traffic of people such as airports, large hotels, sport centers, large recreational areas and large official organizations, among others.

Components & materials:
 *E88A: 1,5 mm. thick steel cover, white enamelled coating finish.
 *E88AB: 1,5 mm. thick steel cover, matte black finish.
 *E88AC: 1,5 mm. thick steel cover, bright finish.
 *E88ACS: 1,5mm. thick steel cover, satin finish.
 *E88AO: 1,5 mm. thick steel cover, gold plated finish.
 One-piece steel cover fixed to the base by means of 2 vandal-proof lock screws and lock with special Saniflow ® wrench.



Technical Specifications:

Voltage	220- 240 V
Frequency	50/60 Hz
Electrical Isolation	Class I
Total power	2,250 W
Consumption	10 A
Motor power	250 W
Rpm	5,500
Heating element power	2,000 W
Dimensions	248 x278x212 mm.
Weight	5.9 Kg
Cover thickness	1.5 mm
Drying time	29 sec.
Air velocity	100 Km/h
Air temperature (10 cm distance/21°C)	50 °C
Sound pressure ^(*) (at 2m)	68 dBA
Protection rating	IP23

(* According to UNE EN ISO 11201:2010 V2 standard.

Note:



* All information of the above is for reference only. No prior notice is made if any changes.

SENSOR OPERATED	Saniflow E88A
------------------------	----------------------



E88A



E88AC



E88ACS



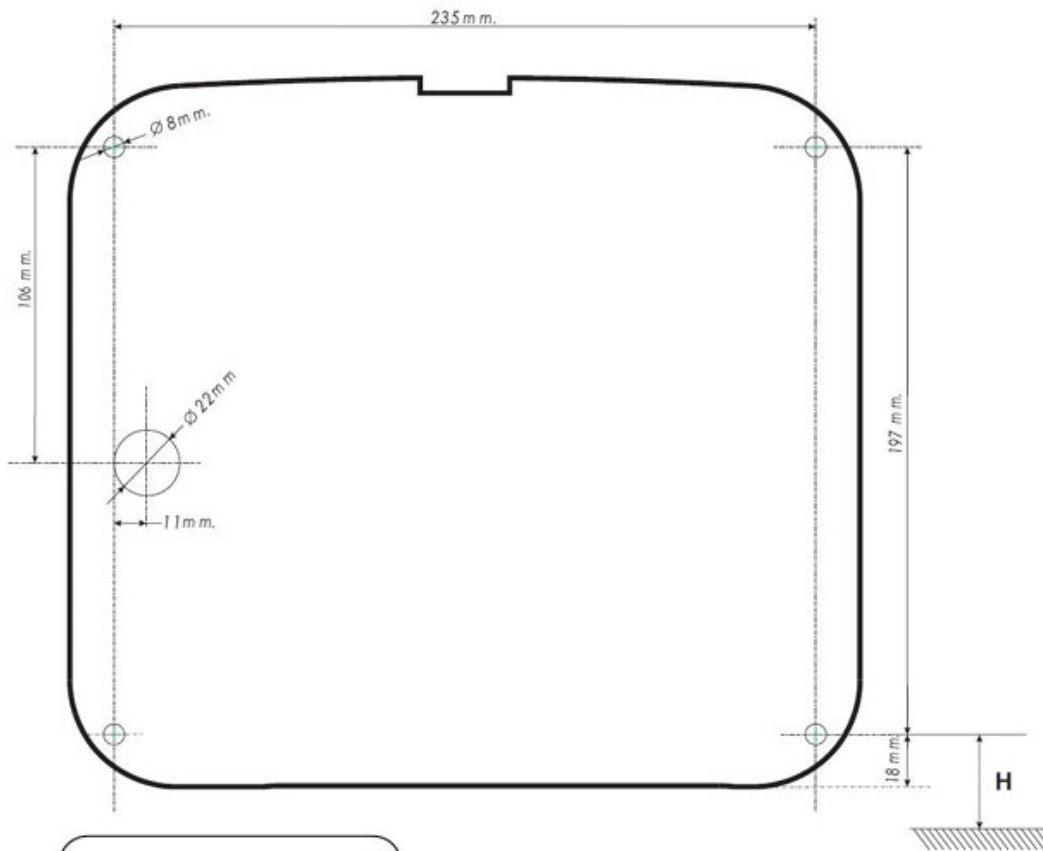
E88AO

Operation

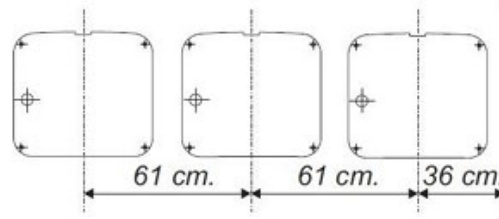
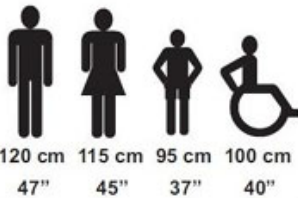
Place the hands under the rotating nozzle. The dryer will start automatically, and go on with no interruption as long as the hands are kept in the detection range of the sensor. The appliance will stop 2 seconds after the hands are removed from the airflow.

Mounting

Recommended heights distance from the floor



H = Distance from floor



Certificates and Qualifications

