



PROJECT		REF		REV	ITEM CODE	
LOCATION		DATE			PAGE	

## SANITARY WARE SPECIFICATION SHEET

Item Descriptions	Mediclinics "Saniflow® " (Spain) Steel wall mounted automatic hand dryer with rotating nozzle in white epoxy finish	<p>Illustration/ Drawing</p>   <p>ALSO AVAILABLE IN BLUE ANGEL VERSION</p>
Dimensions	L276 x W214 x H245mm	
Model	E05A	
Material/ Finish	Steel / White Epoxy Finish	
Manufacturer	Mediclinics, S.A. (Spain)	
Source	Ka Shing Enterprises (H.K) Limited Mr. Ivan Lau / Mr. GilmanYuen	
Contact Tel/Fax E-mail Website	(852) 2628-0661 / (852) 2490-2700 project@kashingehk.com www.kashingehk.com	

**General description**  
 \*Saniflow® automatic hand dryer is the rotating nozzle dryer that is most widely used in the world, regardless of the location to be fitted.

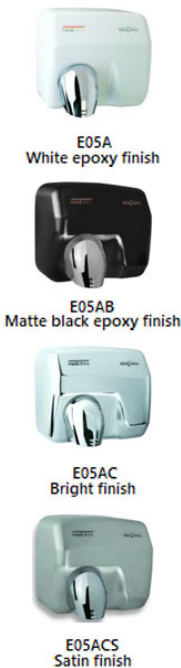
\*These machines also feature easy maintenance, low noise levels and a high level of user safety. Together with an accurate design of components, SANIFLOW dryers boast the most powerful airflow in the world, which, combined with a comfortable drying temperature,

\*Available in a 1,5 mm. thick steel cover, white or black finished or in a 1,5 mm. thick stainless steel cover bright or satin finished, this hand dryer is ideal for Heavy traffic Bathrooms.

\*Thus, these are proven models with a long durability and complete reliability, with anti-vandalism features and designed to be installed in high traffic of people such as airports, large hotels, sport centers, large recreational areas and large official organizations, among others.

**Components & materials:**  
**E05A:** 1,5 mm. thick steel cover, white finished.  
**E05AB:** 1,5 mm. thick steel cover, black finished.  
**E05AC:** 1,5 mm. thick stainless steel cover, bright finish.  
**E05ACS:** 1,5 mm. thick stainless steel cover, satin finish.

\*One-piece cover fixed to the base by means of 2 vandal-proof lock screws and lock with special Saniflow ® wrench.



**Technical Specifications:**

Voltage	220- 240 V
Frequency	50/60 Hz
Electrical Isolation	Class I
Total power	2,250 W
Consumption	10 A
Motor power	250 W
Rpm	5,500
Heating element power	2,000 W
Dimensions	245x276x214 mm.
Weight	4,65 Kg
Cover thickness	1.5 mm
Drying time	29 sec.
Air velocity	100 Km/h
Air temperature (10 cm distance/21°C)	50 °C
Sound pressure (*) (at 2m)	68 dBA
Protection rating	IP23

(\*) According to UNE EN ISO 11201:2010 V2 standard.

Note:



\* All information of the above is for reference only. No prior notice is made if any changes.

**SENSOR OPERATED**

**Saniflow E05A**



**E05A**



**E05AC**



**E05ACS**



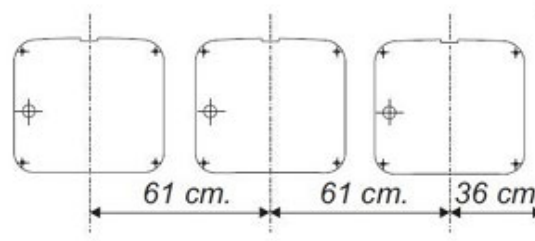
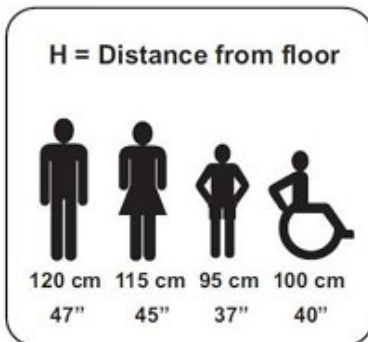
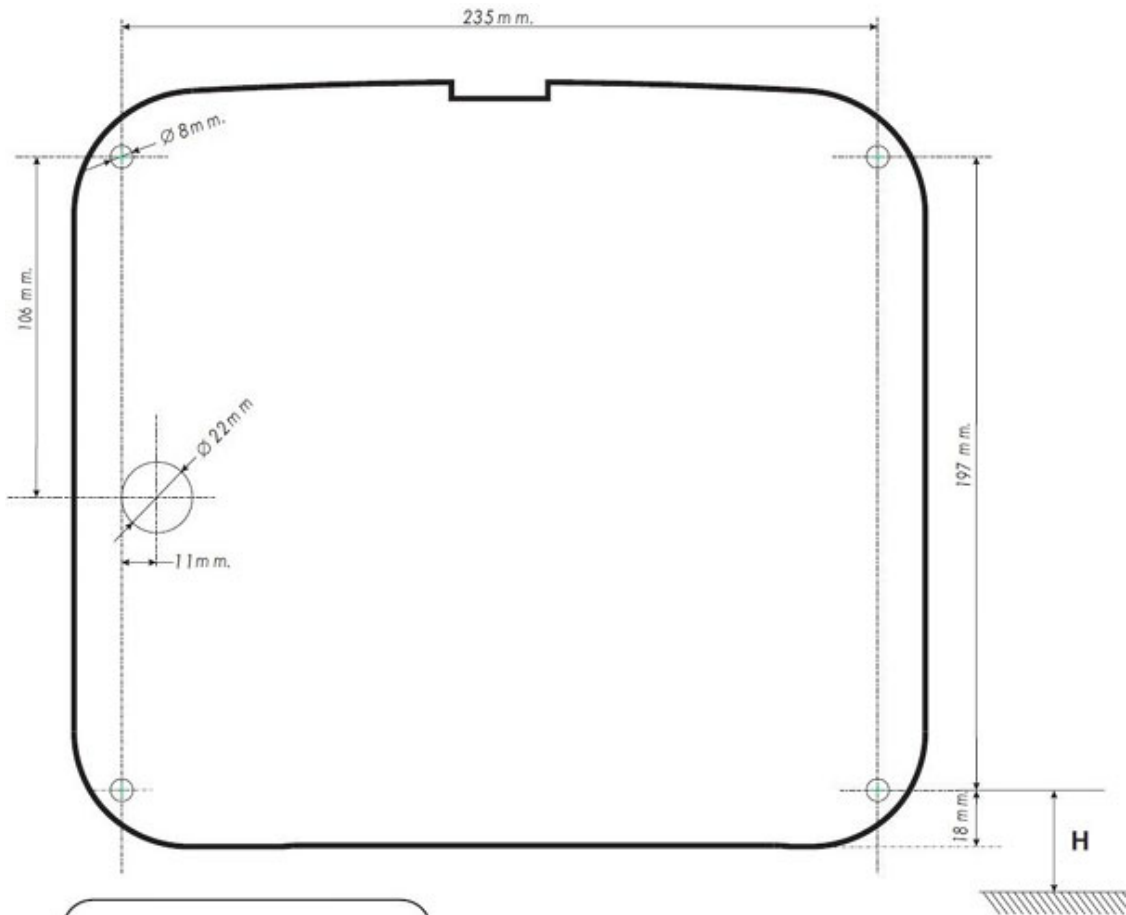
**E05AB**

**Operation**

Place the hands under the rotating nozzle. The dryer will start automatically, and go on with no interruption as long as the hands are kept in the detection range of the sensor. The appliance will stop 2 seconds after the hands are removed from the airflow.

**Mounting**

**Recommended heights distance from the floor**



**Certificates and Qualifications**

