

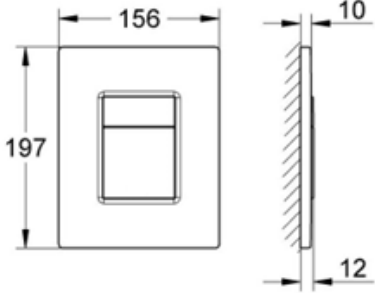




PROJECT		REF		REV	ITEM CODE	
LOCATION		DATE			PAGE	

SANITARY WARE SPECIFICATION SHEET

<p>Item Descriptions</p> <p>Dimensions</p> <p>Model</p> <p>Finish</p> <p>Origin</p> <p>Source</p> <p>Contact Tel/Fax</p> <p>E-mail</p> <p>Website</p>	<p>Chrome plated dual flush wall plate (NO BRAND NAME)</p> <p>L156 x W10 x H197 mm</p> <p>KSE38732000</p> <p>Chrome Plated</p> <p>SODUN(PRC)</p> <p>Ka Shing Enterprises (H.K) Limited Mr. Ivan Lau / Mr. GilmanYuen</p> <p>(852) 2628-0661 / (852) 2490-2700</p> <p>project@kashingehk.com</p> <p>www.kashingehk.com</p>	<p>Illustration/ Drawing</p>   
<p>Dual flush wall plate</p> <p><u>Product Descriptions</u></p> <ul style="list-style-type: none"> • for dual flush or start & stop actuation • vertical and horizontal installation • 156 x 197 mm • Made of ABS <p>This product can match to GROHE concealed flushing cistern to use</p>		

Note: