



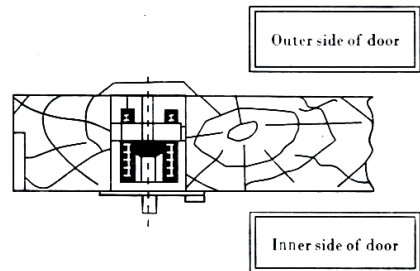
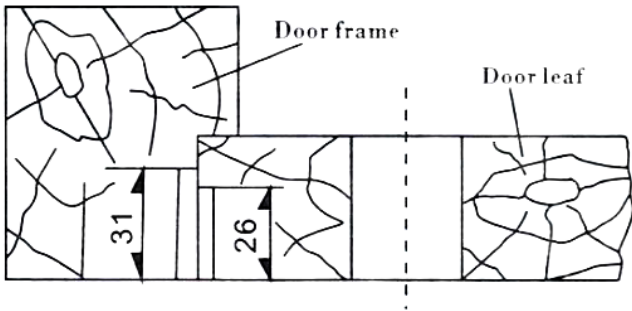
|          |  |      |  |     |           |  |
|----------|--|------|--|-----|-----------|--|
| PROJECT  |  | REF  |  | REV | ITEM CODE |  |
| LOCATION |  | DATE |  |     | PAGE      |  |

## DOOR LOCK SPECIFICATION SHEET

|                   |  |  |
|-------------------|--|--|
| Item Descriptions | SODUN (P.R.C.) Box Set Rim Lock (Right Open)                         | Illustration/ Drawing  |
| Dimension         | 110 x 80 x 50 mm   | <br><br> |
| Model             | A-23A  |  |
| Finish            | Shown  |  |
| Origin            | P.R.C.   |  |
| Manufacturer      | SODUN (P.R.C.)   |  |
| Source            | Ka Shing Enterprises (H.K.) Limited<br>Mr. Ivan Lau / Mr. GilmanYuen |  |
| Contact Tel/Fax   | (852) 2628-0661 / (852) 2490-2700                                    |  |
| E-mail            | project@kashingehk.com   |  |
| Website           | www.kashingehk.com   |  |

**Features:**

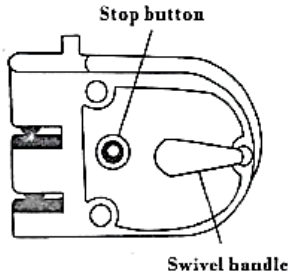

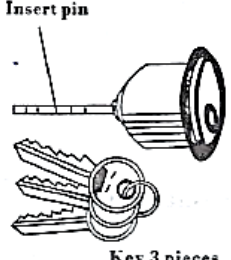
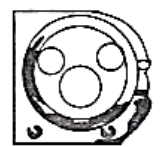


Model No.: A-23A  
 Open: Right  
 Finish: Shown  
 Function: Entrance  
 Backset: 60 mm  
 Door Thickness: 40 to 70 mm



Note:

\* All information of the above is for reference only. No prior notice is made if any changes.

# Accessories

| Lock body   | Lock buckle   | Lock head   | Clamping plate  | Screw  |
|---|---|---|---|--|
|  <p>Stop button</p> <p>Swivel handle</p> |  |  <p>Insert pin</p> <p>Key 3 pieces</p> |  |  <p>Wood screw 5 pieces</p>  <p>Sunk bolt 2 pieces</p> |

# Drawing:

