
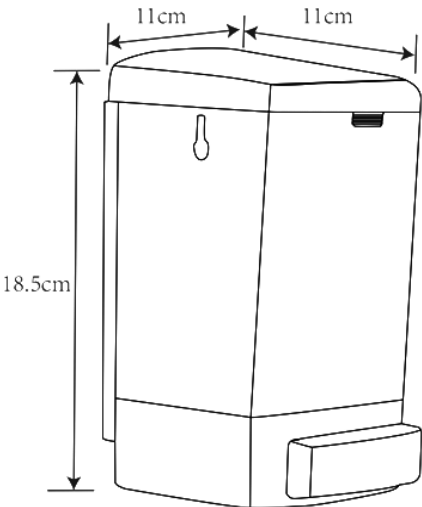
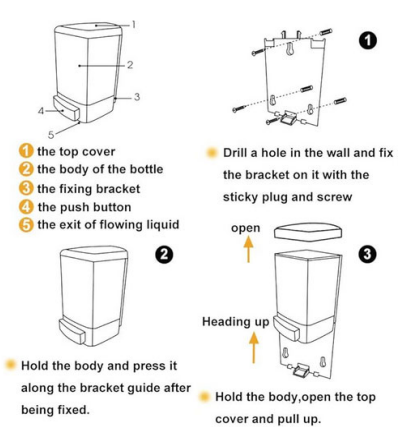




PROJECT		REF		REV	ITEM CODE	
LOCATION		DATE			PAGE	

SANITARY WARE SPECIFICATION SHEET

<p>Item Descriptions</p> <p>Dimensions</p> <p>Model</p> <p>Finish</p> <p>Manufacturer</p> <p>Source</p> <p>Contact Tel/Fax</p> <p>E-mail</p> <p>Website</p>	<p>Casatino (PRC) Wall-mounted push-button liquid soap dispenser (1000ML)</p> <p>L110 x W110 x H185 mm</p> <p>KSE0505.400</p> <p>Plastic</p> <p>CASATINO (PRC)</p> <p>Ka Shing Enterprises (H.K) Limited Mr. Ivan Lau / Mr. Gilman Yuen</p> <p>(852) 2628-0661 / (852) 2490-2700</p> <p>project@kashingehk.com</p> <p>www.kashingehk.com</p>	<p>Illustration/ Drawing</p>  
<p>Manual Soap Dispenser---High quality and made of ABS, it doesn't rust and very durable. Simple and precise push button dispensing. Capacity: 33.8oz(1000ml), size: 7.9in*4.5in*4.5in. (Note: Not provide stickers, need drilling install on the wall)</p> <p>Wall Mounted Soap Dispenser--- Easy to mount with strong but removable easy to clean & easy to refill, simple lift the lid and pour in the liquid. Perfect design---innovative and non-drip design. Transparent, easy to understand the internal structure. Commercial Soap Dispenser---Soap dispenser for commercial and public entities, offices, restaurants, healthcare facilities, schools, hospitals. Ideal to use with soap, hand sanitizer, shampoo, conditioner, body wash, shower gel and lotions, Liquid soap, body lotion, cleaner and so on</p> <div data-bbox="303 1568 702 1993">  <p>1 the top cover 2 the body of the bottle 3 the fixing bracket 4 the push button 5 the exit of flowing liquid</p> <p>1 Drill a hole in the wall and fix the bracket on it with the sticky plug and screw</p> <p>2 Hold the body and press it along the bracket guide after being fixed.</p> <p>3 Hold the body, open the top cover and pull up.</p> </div>		

Note:

* All information of the above is for the reference only. No prior notice is made if any changes.