



PROJECT		REF		REV	ITEM CODE	
LOCATION		DATE			PAGE	

SANITARY WARE SPECIFICATION SHEET

Item Descriptions	Casatino (PRC) Surface mounted extra fast drying electronic hand dryer with water tray	<p>Illustration/ Drawing</p>
Dimensions	D194 x W300 x H649 mm	
Model	KSE0507.400	
Material	Plastic	
Manufacturer	CASATINO (PRC)	
Source	Ka Shing Enterprises (H.K) Limited Mr. Ivan Lau / Mr. Gilman Yuen	
Contact Tel/Fax	(852) 2628-0661 / (852) 2490-2700	
E-mail	project@kashingehk.com	
Website	www.kashingehk.com	

Voltage:220V,50Hz

Rated Power:1200/2000W

Dryer Time:5-7S

Motor power:550W

Motor Rate:23000r/min

Air Speed:≥110m/s

Water Splash Proof:IP24

Air Temperature:65+15°C

Dimensions:L296*W212*H690mm



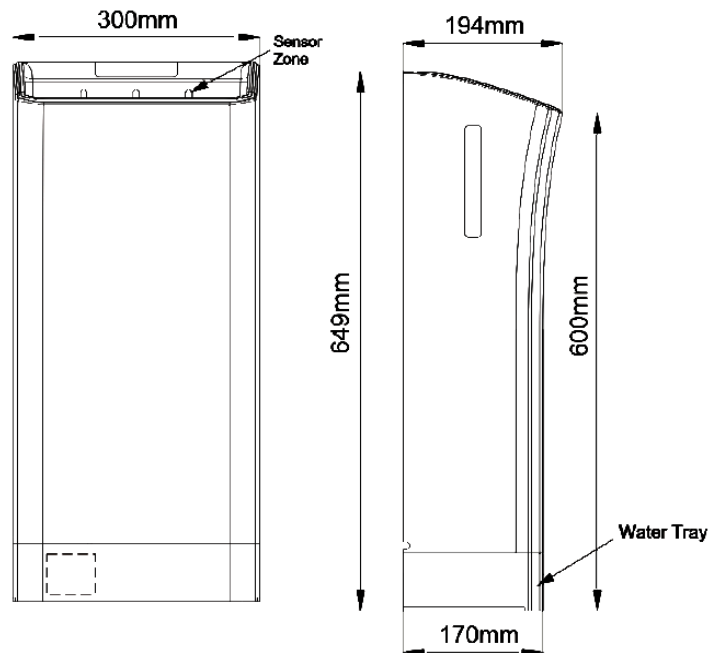
High quality copper wire



The noise reduction technology



Durable



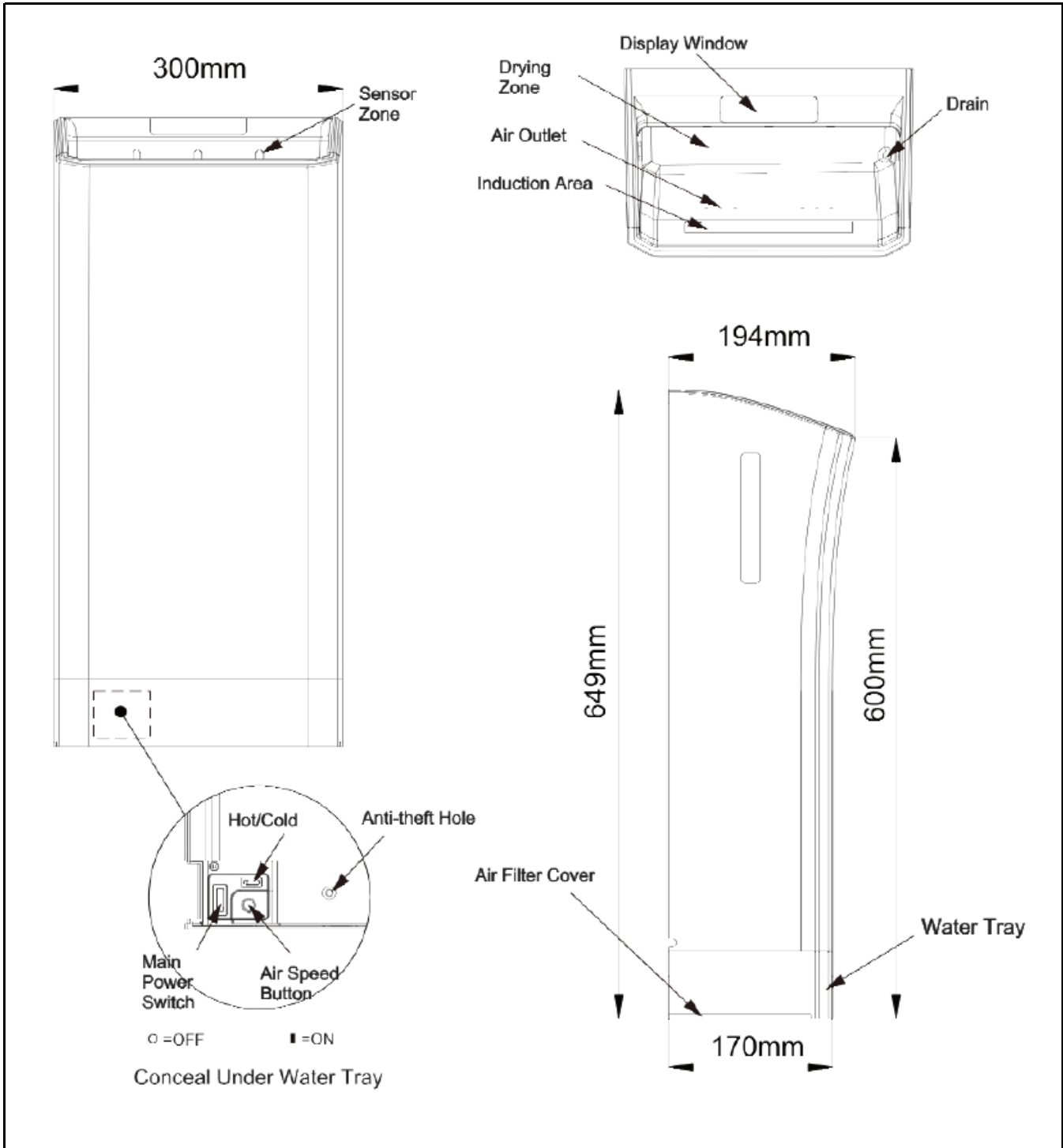
Note:

* All information of the above is for the reference only. No prior notice is made if any changes.



PROJECT		REF		REV	ITEM CODE	
LOCATION		DATE			PAGE	

SANITARY WARE SPECIFICATION SHEET



Note:

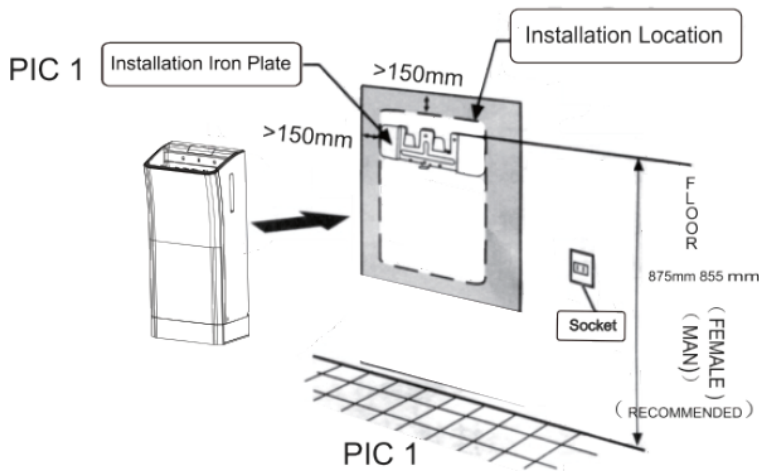
* All information of the above is for the reference only. No prior notice is made if any changes.



PROJECT		REF		REV	ITEM CODE	
LOCATION		DATE			PAGE	

SANITARY WARE SPECIFICATION SHEET

1. Preparation before installation
 a. Choose the proper installation location.



List of packing accessori

Full package accessory list contain as below:
 Unpacking, please check if it is completed, if no, please contact the manufacturer/distributor in time.

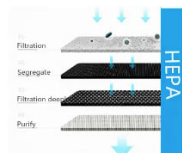
NO.	PIC	NAME&USAGE	QTY
1		Iron Installation PLate To hang the dryer to the wall	1
2		Self-tapping screw (Ø4x30mm) To fix the iron installation plate	4
3		Rubber stopper (Ø8x30mm) To fix the screws in the wall	5
4		Product Manual	1
5		Warranty Card	1
6		Self-tapping screw (Ø4x30mm)To fix the dryer body	1

(1) Installation position for the iron installation plate shall be secure and steady. Try to choose a vertical wall if possible, and make sure the main unit installation position and its surrounding 150mm are on the vertical plane.

(2). Recommended installation heights from ground to the upper end of iron installation plate are listed in the following table:

For MAN	875mm
For FEMALE	855mm

*If shared by men and female, the height for female is more suggested.



Note:

* All information of the above is for the reference only. No prior notice is made if any changes.



PROJECT		REF		REV	ITEM CODE	
LOCATION		DATE			PAGE	

SANITARY WARE SPECIFICATION SHEET

Precautions

- Please follow the 【Installation Safety Instructions】 strictly during installation(see page 3-4 for details). As shown in the above figure, be sure to leave a gap of 150mm between the hand dryer and the lateral wall or the combustibles. Meanwhile, leave some space on both sides of the main unit, and make sure it is not besieged by walls or any other objects.
- Avoid installing in places where people might bump into the main unit or the unit will be hit by door.
- Do not set the socket in places where it may be splashed with water.
(If the socket is set under the main unit, the water split while cleaning the drip tray may splash onto the socket.)

2.Main Unit Installation

a. Install the iron installation plate with screws (3 pcs) supplied in accessory kit (Fig-2).

Install it on a concrete wall:

Choose a position on the wall for installing the iron installation plate, and confirm the position of the hook on the main unit. (totally 4 installation holes)

Drill the bottom holes with impact drill on the wall, insert the plastic plug, and fix the rubber stopper with screws.

Fix the main unit on the iron installation plate, and tighten the screws to fix the main unit. (Fig 3)

- (1) Fix the main unit to the installation iron plate.
- (2) Take off the air filter(refer to Fig 4).
- (3) Pull out the water tray.
- (4) Fix the main unit to the wall with the anti-theft screws.(5) Put back the water tray to the main unit body.

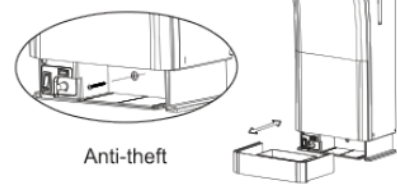
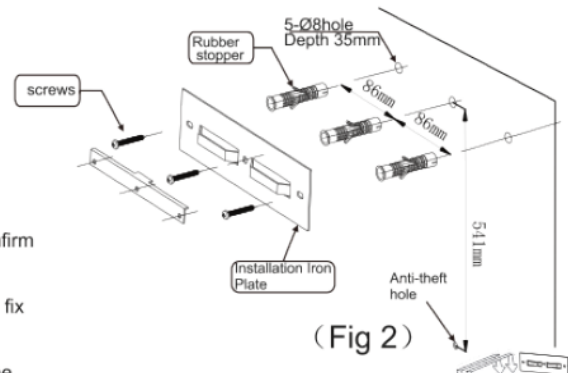


Fig 3



hand dryer



Brushless motor

Note:

* All information of the above is for the reference only. No prior notice is made if any changes.

CERTIFICATE OF CONFORMITY

ELECTROMAGNETIC COMPATIBILITY DIRECTIVE 2014/30/EU

KONFORMITÄTSBESCHEINIGUNG

CERTIFICATION NO. S3M22106-0026-108192
ZERTIFIKATSNUMMER

CERTIFICATE HOLDER
ZERTIFIKATSIHABER

TYPE OF EQUIPMENT
GERÄTEART

BRAND NAME
MARKE

MODEL NAME
GERÄTETYP



This Certificate of Conformity is to certify that the tested sample(s) is (are) presumed to be in conformity with the essential requirements relating to electromagnetic compatibility referred to in Article 6 and set out in Annex I or parts thereof, covered by those harmonised standards or parts thereof according to the Council Directive 2014/30/EU.

Mit dieser Konformitätsbescheinigung wird bestätigt, dass für das (die) getestete(n) Prüfmuster eine Konformität mit den wesentlichen Anforderungen der elektromagnetischen Verträglichkeit nach Artikel 3 und Anhang I oder Teilen davon vermutet wird, abgedeckt von den betreffenden harmonisierten Norm(en) oder Teilen davon, gemäß der Richtlinie 2014/30/EU des Rates.

Assessment of conformity was based on the following standard(s) / Die Bewertung der Konformität basiert auf folgende Norm(en):


SPECIFICATION /	EN IEC 55014-1:2021
ISSUE / DATE	EN IEC 55014-2:2021
SPEZIFIKATION /	EN IEC 61000-3-2:2019+A1:2021
AUSGABE / DATUM	EN 61000-3-3:2013+A1:2019

REPORT NUMBER EFSH21040830-IE-01-E03
BERICHTSNUMMER

NOTES:

The certificate is valid at the time of issue and only refers to the condition of the equipment at that time. The assessment by the Certification Body is based on the principles of the DIN EN ISO/IEC 17065:2013. The certificate is only granted on the condition that the owner continues to meet all Eurofins procedure, test and certification regulations as well as the General Terms of Business of Eurofins Product Service GmbH.

Das Zertifikat ist zum Zeitpunkt der Ausstellung gültig und bezieht sich nur auf die Situation des Gerätes zu diesem Zeitpunkt. Die Bewertung durch die Zertifizierstelle erfolgt nach den Prinzipien der DIN EN ISO/IEC 17065:2013. Dieses Zertifikat wird unter der Bedingung erteilt, dass der Inhaber die Anforderungen des Verfahrens, die Prüf- und Zertifizierungsordnung sowie die Allgemeinen Geschäftsbedingungen der EUROFINS Product Service GmbH einhält.



Where compliance of apparatus with the applicable requirements has been demonstrated by the conformity assessment procedure, manufacturers shall draw up an EU declaration of conformity and affix the CE marking. (Chapter 2, Article 7, Clause 2 - Obligations of manufacturers)

Wurde mit dem Konformitätsbewertungsverfahren nachgewiesen, dass das Gerät den anwendbaren Anforderungen entspricht, stellen die Hersteller eine EU-Konformitätserklärung aus und bringen die CE-Kennzeichnung an. (Kapitel 2, Artikel 7, Absatz 2 - Pflichten der Hersteller)

Notified Body RED - EU • Notified Body MDD - EU • NCB - IECCEB Scheme • GS Body - ZLS (GS-Mark) • E-Mark
 eurofins-Bauart geprüft • TCB - FCC USA • FCB - ISED Canada • BQTF - Bluetooth® • International Type Approval Service



Date: 2021-06-09

Certifier: Dio Yang



Signature: _____

Title: Certification Manager

S3M22106-0026-108192

Page 1 of 1