





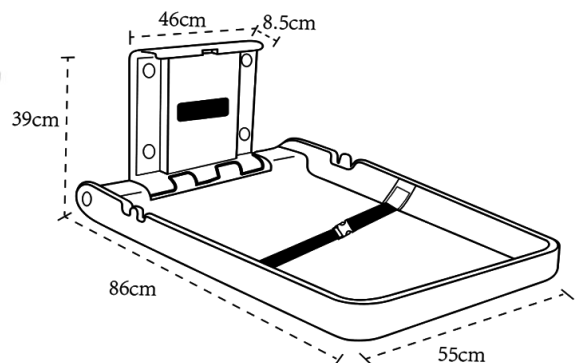
PROJECT		REF		REV	ITEM CODE	
LOCATION		DATE			PAGE	

SANITARY WARE SPECIFICATION SHEET

Item Descriptions	Casatino (PRC) Horizontal wall mounted polyethylene baby changing station. Capacity: Static loads of 15KG with EN 12221 Registration No. NBHL1710016978IP-02	Illustration/ Drawing 
Dimensions	L860 x W550 x H390 mm	
Model	KSE0504.600	
Finish/ Color	Polyethylene / Gray	
Manufacturer	CASATINO (PRC)	
Source	Ka Shing Enterprises (H.K) Limited Mr. Ivan Lau / Mr. Gilman Yuen	
Contact Tel/Fax	(852) 2628-0661 / (852) 2490-2700	
E-mail	project@kashingehk.com	
Website	www.kashingehk.com	

Baby changing station body shall be durable, injection-molded polypropylene. Design of unit shall be surface-mounted. Unit shall be equipped with a pneumatic cylinder for controlled opening and closing of bed. Bed shall be secured to metal mounting chassis with a concealed steel-on-steel hinge. No hinge structure shall be exposed on interior or exterior surfaces. Unit shall have mounting hardware included. regulations when properly installed. Bed shall have smooth concave changing area with a safety strap.

The design and manufacture of products is intended to be compliant with the 2010 ADA Standards for Accessible Design and the 2009 ICC A117.1, Accessible and Usable Buildings and Facilities. Unit shall conform to ASTM F2285-04(16) Standard Safety Performance Specification for Diaper Changing Tables for Commercial Use, ANSI Z535.4 Product Safety Signs and Labels, EN 12221:2008+A1: 2013. Unit shall have a built-in Liner Dispenser for use with 3-ply chemical free biodegradable bed liners, instructional graphics and safety.



Note:

* All information of the above is for the reference only. No prior notice is made if any changes.



PROJECT		REF		REV	ITEM CODE	
LOCATION		DATE			PAGE	

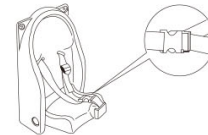
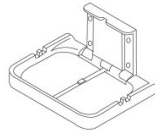
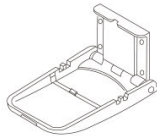
SANITARY WARE SPECIFICATION SHEET



Baby changing stations

Installation instructions

Product specification



Installation method

1. Rack 90cm high form the ground, drill five holes according to the size mark on the instruction.(fig1)
2. Take out the fittings,install the expansion pipe into the holes.(fig2)
3. Take out one screw to fix it into the middle hole (18.5CM form both right &left),screw out one centimeter, Hang the baby change station on the screw.(fig3)
4. According to the size mark on the instruction,fix the machine with another four screws.(fig4)
5. Cover the hole case to finish the installation.(fig5)

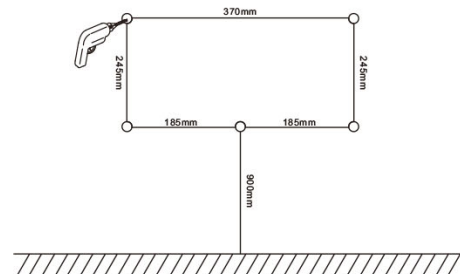


FIG. 1

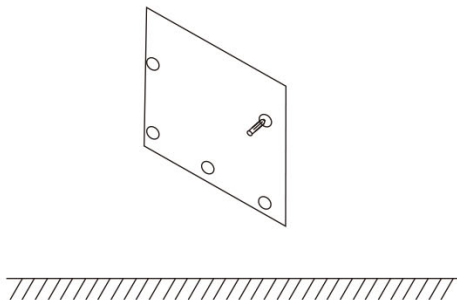


FIG. 2

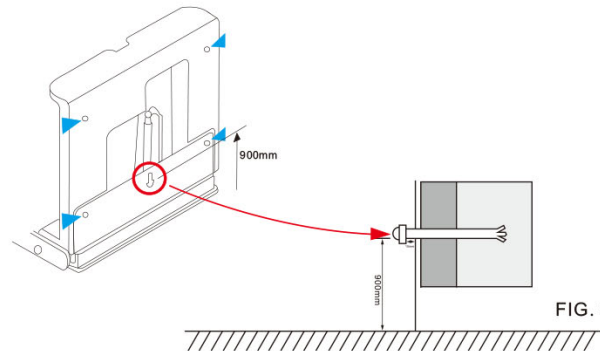


FIG. 3

Note:

* All information of the above is for the reference only. No prior notice is made if any changes.



PROJECT		REF		REV	ITEM CODE	
LOCATION		DATE			PAGE	

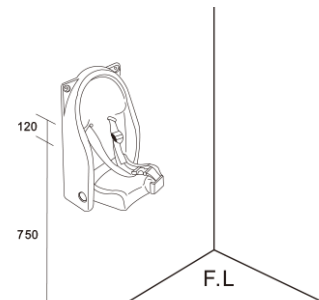
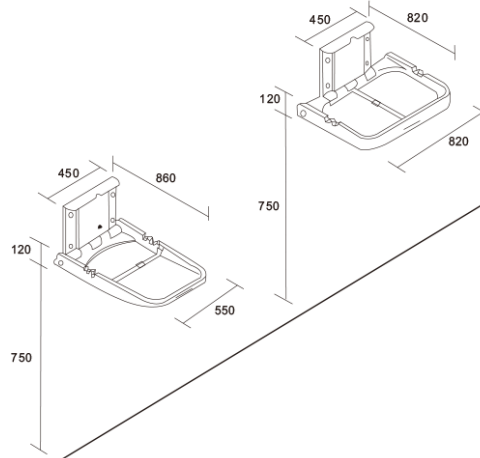
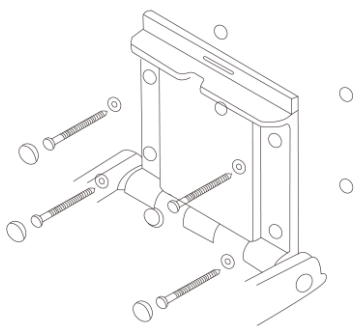
SANITARY WARE SPECIFICATION SHEET



Baby changing stations

Installation instructions

Product specification



Note:

* All information of the above is for the reference only. No prior notice is made if any changes.



PROJECT		REF		REV	ITEM CODE	
LOCATION		DATE			PAGE	

SANITARY WARE SPECIFICATION SHEET



Test Report

No.: NBHL1710016978IP-02

Date: DEC. 23, 2017

Page: 2 of 8

Test Conducted:

EN 12221: 2008+A1: 2013 CHANGING UNITS FOR DOMESTIC USE: PART 1: SAFETY REQUIREMENTS; PART 2: TEST METHODS

1. Scope

This part of EN 12221 specifies safety requirements for changing units for domestic use for children with a body weight no more than 15 kg.

EN 12221 only covers the function of the item as a changing unit. If the changing unit can be converted or used as another function it shall comply with other relevant standards, e.g. cots, storage furniture, etc.

The changing unit may be foldable and can be fitted with a child bathtub or other additional items.

Changing pads are only covered by this standard when they form a part of the changing unit.

2. Number of test specimen: 1 Piece of packaged sample

3. Test Result: Details Shown As Following Table:

Clause	Test Method/ Requirement	Rating									
4	General requirements										
4.1	Dimensions The dimension of the changing area shall be at least as defined as follows:	Pass (Type 1)									
	<table border="1"> <tr> <td>Changing unit type</td> <td>Width</td> <td>Length</td> </tr> <tr> <td>1</td> <td>380mm</td> <td>650mm</td> </tr> <tr> <td>2</td> <td>550mm</td> <td>750mm</td> </tr> </table>		Changing unit type	Width	Length	1	380mm	650mm	2	550mm	750mm
	Changing unit type		Width	Length							
1	380mm	650mm									
2	550mm	750mm									
4.2	Materials										
4.2.1	Wood Wood, wood-based materials and materials of vegetable origin shall be free from decay and insect attack.	N/A									
4.2.2	Surfaces and materials Any coating of paint, varnish, lacquer or similar substances and parts consisting of dyed materials, leather, textiles, and plastics materials within the accessibility zone shall be made using products which in their soluble compound do not exceed the following amounts: Antimony : 60 mg/kg Arsenic : 25 mg/kg Barium : 1000 mg/kg Cadmium : 75 mg/kg Chromium : 60 mg/kg Lead : 90 mg/kg Mercury : 60 mg/kg Selenium : 500 mg/kg Where a surface is coated with a multi-layer paint or similar coating, the sample shall be taken down to the base material. The test procedure is defined in EN 71-3.	See Result									
5	Construction										
5.1	Holes, gaps and openings										

Note:

* All information of the above is for the reference only. No prior notice is made if any changes.