

Soap dispenser

SANITARY WARE SPECIFICATION SHEET

Model: DJF0032

Descriptions: Mediclinics (Spain) stainless steel AISI 304 wall-mounted push-button liquid dispenser in white epoxy finish 1.5 L capacity

Dimensions: L110 x W120 x H240 mm

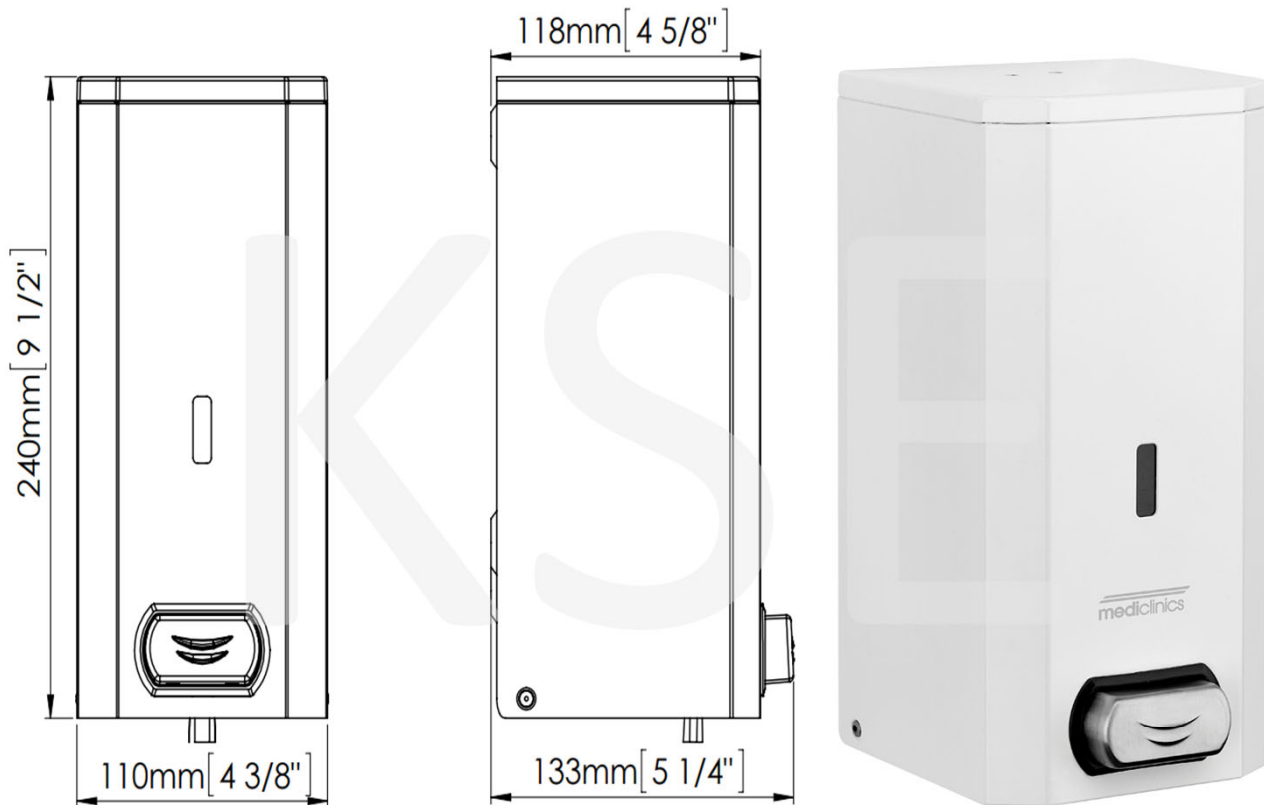
Material :

Stainless Steel

Manufacturer: Mediclinics, S.A. (Spain)

Finish :

White Epoxy Finish



* All information of the above is for the reference only. No prior notice is made if any changes.



Ka Shing Enterprise (H.K.) Ltd.

ROOM 1706 NEW TERRITORIES TSUEN WAN HO LIK CENTRE, 66A SHA TSUI ROAD
Tel:26280661 Fax: 24902700
Email: project@kashingehk.com
Website: www.kashingehk.com

Ivan / Horace 26280661

E/ project@kashingehk.com

W/ <https://www.kashingehk.com/>



DJF0032
White epoxy finish



DJF0032B
Matte black epoxy finish



DJF0032C
Bright finish



DJF0032CS
Satin finish

General Description

- Foam soap dispenser of 1.5 L capacity, manufactured in stainless steel AISI 304, 0.8 mm thick, to be installed directly on the wall and hand-operated by means of a push-button.
- Available in four finishes (white, black, bright and satin) these soap dispenser models have a functional, robust and trendy design that matches the new range of Mediclinics bathroom accessories. This allows this soap dispenser to blend into any space perfectly.
- Suitable for high traffic facilities and for public use.
- It is recommended to use foam soaps with the following characteristics:
 - Maximum alcohol content of 80%
 - Density between 0.95 and 1.05 kg/dm³
 - Use specific foam products.

It does not support soaps that contain methanol, chlorine or solid or abrasive particles.

- It is mounted on the wall by means of four Ø4 stainless steel screws (provided) with their corresponding Ø 6mm plastic plugs (also provided).

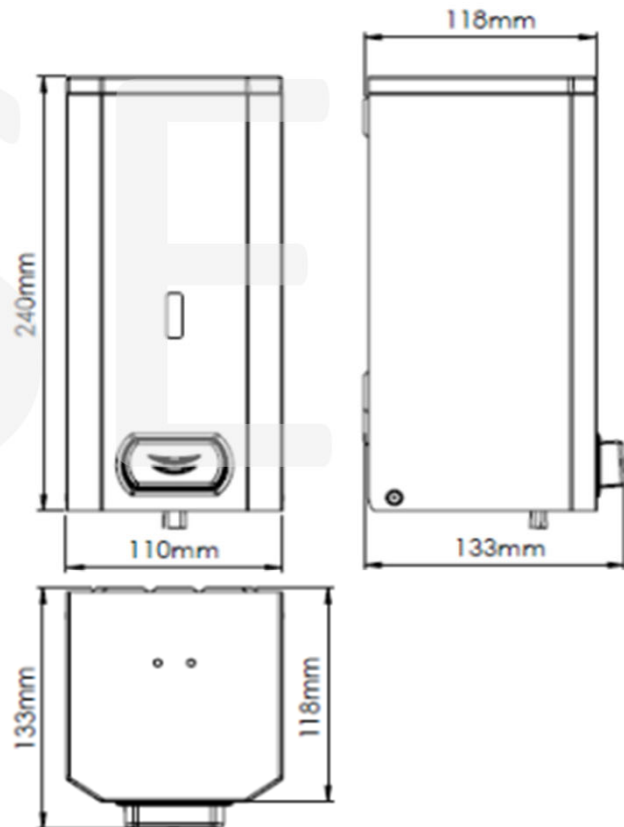
Components & materials

- DJF0032: stainless steel AISI 304, white epoxy finish.
- DJF0032B: stainless steel AISI 304, matte black epoxy finish.
- DJF0032C: stainless steel AISI 304, bright finish.
- DJF0032CS: stainless steel AISI 304, satin finish.
- WALL PLATE: made of stainless steel AISI 304, 0.8 mm thick. It is mounted on the wall by means of four Ø4 stainless steel screws (provided) with their corresponding Ø 6mm plastic plugs (also provided).
- HINGED COVER: for operator convenience and speed of service. Opening on top with provided Mediclinics key that allows soap refill.
- LEVEL DISPLAY: made of PVC and placed in the front part. It indicates the level of soap available inside the soap dispenser constantly.
- INNER PLASTIC TANK: made of plastic material, it prevents oxidation and that can be easily removed for cleaning and disinfection purposes.
- PUSH-BUTTON: made of stainless steel.
- VALVE: anti-drip corrosion resistant valve that dispenses 1.5 ml of soap per service. This anti-drip valve, which dispenses liquid soap, is easily interchangeable with the valves of the other soap dispensers of the same line.

Technical Specifications

Dimensions	240 x 110 x 133 mm
Capacity	1,500 ml
Body, cover & base plate thickness	0.8 mm
Inner Tank Thickness	2.5 mm
Net weight	1.25 Kg
Quantity dispensed per pump	0.8 ml

Dimensions



Dimensions: ±4%



Ka Shing Enterprise (H.K.) Ltd.

ROOM 1706 NEW TERRITORIES TSUEN WAN HO LIK CENTRE, 66A SHA TSUI ROAD
 Tel:26280661 Fax: 24902700
 Email: project@kashingehk.com
 Website: www.kashingehk.com

Ivan / Horace 26280661

E/ project@kashingehk.com

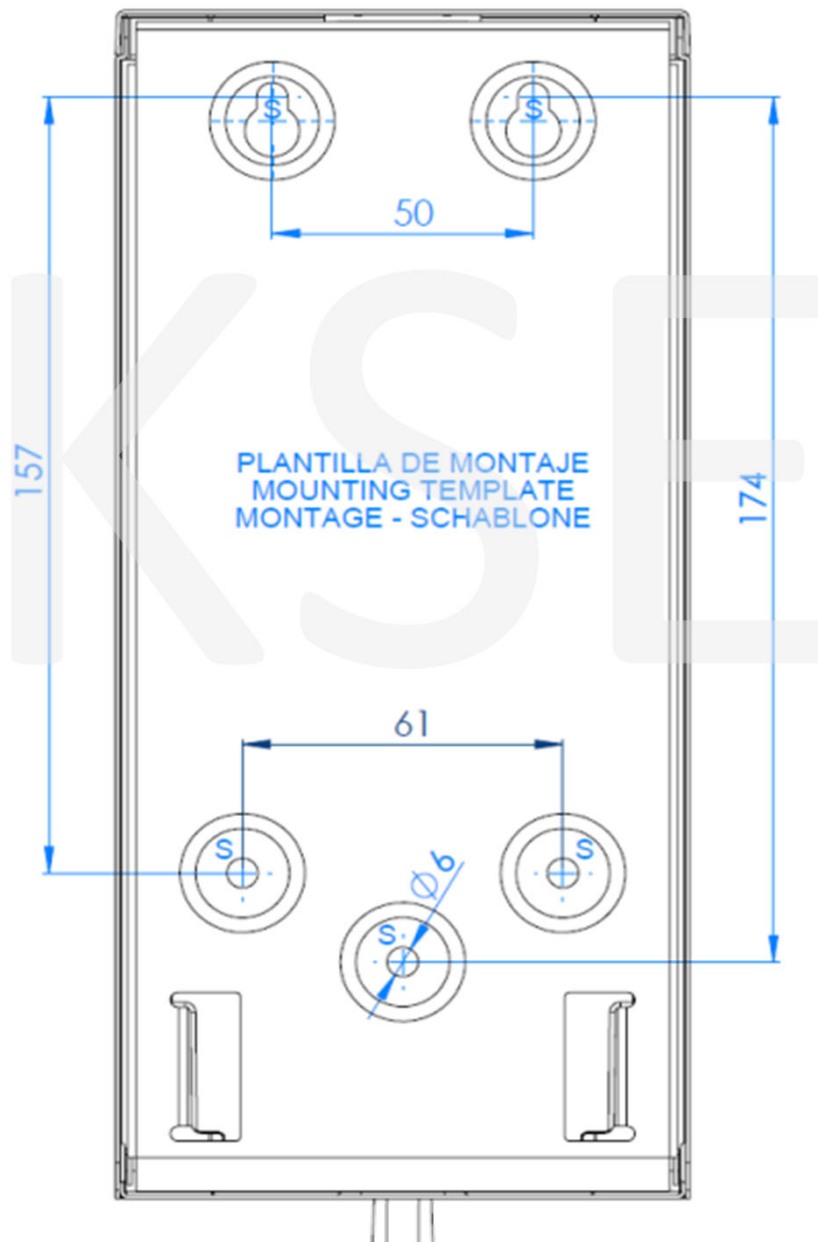
W/ <https://www.kashingehk.com/>

OPERATION

Place one hand just under the soap dispenser valve and press the center push-button until the end of the soap dosage.

MOUNTING TEMPLATE

Fix the soap dispenser through the holes of the wall and floor plates, using the stainless steel screws supplied and taking into account the distances of the points indicated by an "S" in the next figure:



Ka Shing Enterprise (H.K.) Ltd.

ROOM 1706 NEW TERRITORIES TSUEN WAN HO LIK CENTRE, 66A SHA TSUI ROAD
Tel:26280661 Fax: 24902700
Email: project@kashinghk.com
Website: www.kashinghk.com

Ivan / Horace 26280661

E/ project@kashinghk.com

W/ <https://www.kashinghk.com/>